

VE330

Triple function for waste water

Technical Data Sheet



Description

The Triple function air valve VE330 allows the air control water distribution systems :

- Automatically and continuously relieves air and gases that accumulate in high points of installations
- Release or influx of air through the large air orifice when filling or emptying the installation
- The body of the valve is oversized to avoid contact between waste water and the top part of the moving section
- Delivered with set pin



VE330

Triple function for waste water

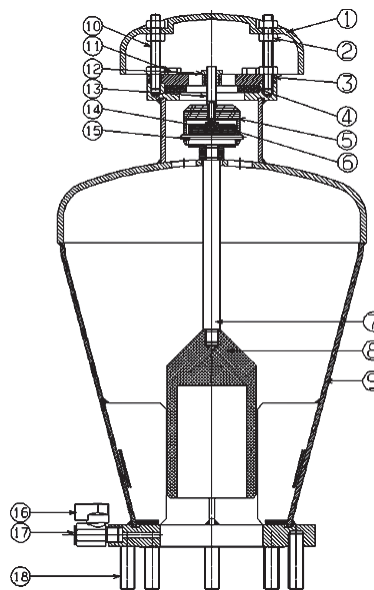
DN	PN	PFA in bar	Cat.	Ref.	Weight Kg	
" 3	80	10/16	16	I	149B5888	33
4	100	10/16	16	I	149B5889	33
6	150	10/16	16	I	149B5890	55

Technical features

Operating temperature	0 °C to 60 °C
Permissible operating pressure (PFA) in water	See table above
Connection	Flanges drilled PN (See table)
Mediums	Clear water

Nomenclature and materials

N°	Designation	Materials
1	Cap	Cast iron / Epoxy
2	Nut	Stainless steel
3	Top plate	Steel / Epoxy
4	Seal	Polyurethane
5	Closing system	PVC
6	Valve seat	PVC
7	Stem	PE (polyethylene)
8	Float	PE (polyethylene)
9	Body DN 80 and 100	Cast iron GJS
	Body DN 150	Steel
10	Threaded stem	Stainless steel
11	Screw	Stainless steel
12	Bearing	Bronze
13	Drain	Stainless steel
14	Seal	Polyurethane
15	Prin retainer	Nylon
16	Ball valve M/F 3/8"	Nickel plated brass
17	Protect cap	PE (polyethylene)
18	Threaded stem	Stainless steel



Approvals

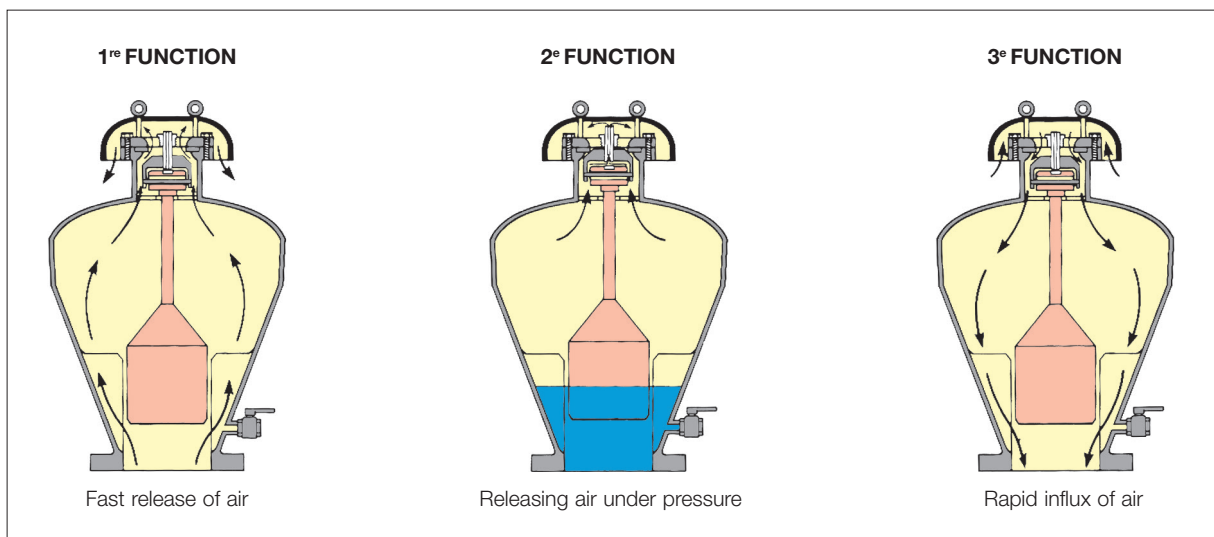
International construction Standards :
Flange drilling according to EN1092-2

Application

Triple function air valve for waste water.

Fonctionnement

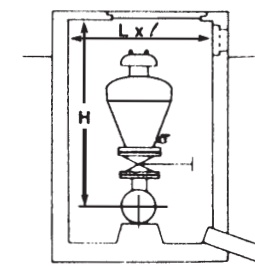
This model VE330 ensures continuous and automatic evacuation, but also influx and release of air at fast speed. The body of the valve is simply over-sized to avoid contact between waste water and the top part of the moving section.



Installation

DN	H	L x l	Fenced in air inlet
mm	mm	mm	mm
80-100	1200	1000 x 1000	300 x 300
150	1500	1200 x 1200	300 x 300

VE330

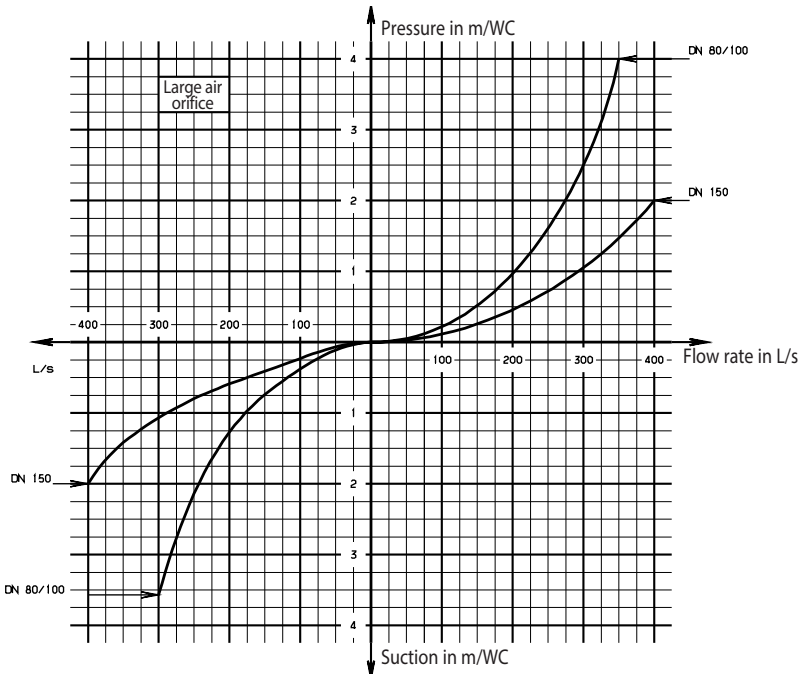


Maintenance

To ensure proper operation of the VE320, just open the drain valve :

- a spray of water means proper operation
- a pressurized air outlet indicates that the air valve has not performed its function, hence the need to clean the unit

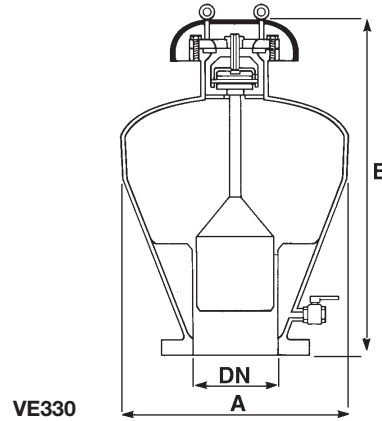
Operation



VE330 - Bend flow/pressure

Sizing

DN	For pipe	A	B
mm	∅ mm	mm	mm
80	80 to 200	325	580
100	200 to 600	325	580
150	> 600	360	650



VE330

The descriptions and photographs contained in this product specification sheet are supplied by way of information only and are not binding.

Socla reserves the right to carry out any technical and design improvements to its products without prior notice. Warranty : All sales and contracts for sale are expressly conditioned on the buyer's assent to Socla terms and conditions found on its website at www.socla.com. Socla hereby objects to any term, different from or additional to Socla terms, contained in any buyer communication in any form, unless agreed to in a writing signed by an officer of Socla.



A WATTS Brand

Socla sas

365 rue du Lieutenant Putier • 71530 Virey-Le-Grand • France

Tel. +33 03 85 97 42 00 • Fax +33 03 85 97 42 42

contact@wattswater.com • www.socla.com

ISO 9001 version 2015 / ISO 18001