

Technical data sheet

Type X3777

Ball valve

Xoline for industry

Applications and special features



- 3-piece ball valve
- Full bore
- Handle can be locked in open or closed position.
- Industry, high pressure, high temperature.
- Female/female connection

Technical description

Important notice :

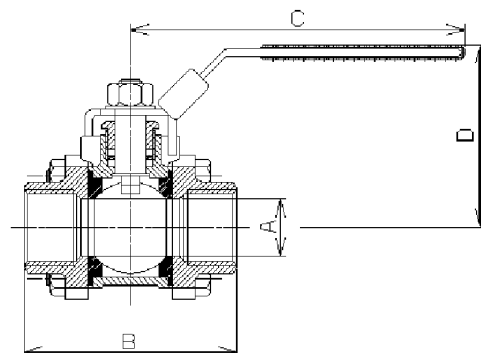
The indicated pressure for the different categories of fluids (L1/L2/G1/G2) is under no condition a guarantee of use. Therefore, it is essential to validate the use of products under given operating conditions.

DN	PFA	PS - bar				Cat.	References	Vvs-nr
		L1	L2	G1	G2			
1/4"	8	63	63	63	63	3.3	149B 6041	
3/8"	10	63	63	63	63	3.3	149B 6042	
1/2"	15	63	63	63	63	3.3	149B 6043	
3/4"	20	63	63	63	63	3.3	149B 6044	
1"	25	63	63	63	63	3.3	149B 6045	
1 1/4"	32	63	63	63	63	II	149B 6046	
1 1/2"	40	63	63	63	63	II	149B 6047	
2"	50	40	40	40	40	II	149B 6048	
2 1/2"	65	25	25	25	25	II	149B 6049	
3"	80	25	25	25	25	II	149B 6050	
4"	100	25	25	25	25	II	149B 6051	

- **Connection :** Female/Female, BSP threaded
- **Permissible operating pressure PFA - water-** (for supply, distribution and disposal of water) : See table
- **Maximum permissible pressure PS - other mediums :** See table
- **θ** Mini. : see diagram on reverse
Maxi. : see diagram on reverse
- **Mediums :** various fluids, water
- **Approvals :** PED 97/23/CE
- **International construction Standards :** CE Conformity Directive 97/23/CE

Overall dimensions

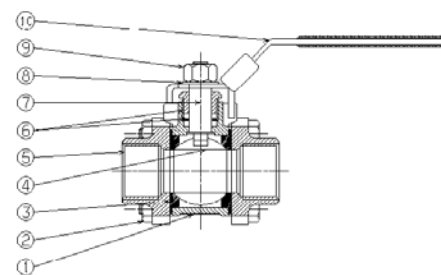
DN		A	B	C	D	Weight
"	mm	mm	mm	mm	mm	kg
1/4"	8	11	65	94	52	0,40
3/8"	10	12,5	65	94	52	0,40
1/2"	15	15	70	94	53	0,68
3/4"	20	20	80	94	56,5	0,96
1"	25	25,4	90	111	65,5	1,35
1 1/4"	32	32	109	111	71	2,50
1 1/2"	40	38	125	167	89	3,00
2"	50	50	146	167	97,5	4,50
2 1/2"	65	65	178	243	128,5	8,00
3"	80	80	205	243	139	14,20
4"	100	100	231	274	167,5	21,50



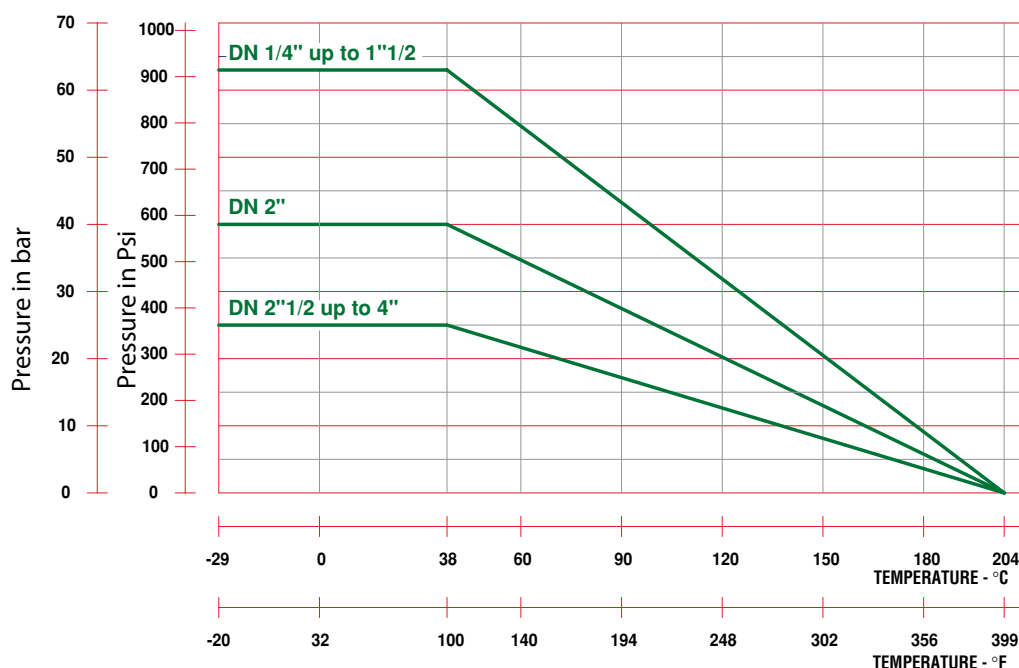
Technical data sheet Type X3777 - Ball valve

Spare parts list and materials

Nb	Description	Materials	EURO	ANSI
1	CASING	Stainless steel	GX5Cr-NiMo19-11-2	ASTM A 351-CF8M
2	SCREW / NUT	Stainless steel	X5Cr-Ni18-10	AISI 304
3	SEAT	PTFE - 25% of glass fibre		
4	BALL	Stainless steel	GX5Cr-NiMo19-11-2	ASTM A 351-CF8M
5	COUNTER FLANGE	Stainless steel	GX5Cr-NiMo19-11-2	ASTM A 351-CF8M
6	STUFFING BOX	Stainless steel	X5Cr-Ni18-10	AISI 304
7	STEM	Stainless steel	X5Cr-NiMo17-12-2	ASTM A 276/316
8	WASHER	Stainless steel	X5Cr-Ni18-10	AISI 304
9	NUT	Stainless steel	X5Cr-Ni18-10	AISI 304
10	HANDLEVER	Stainless steel/PVC	X5Cr-Ni18-10	AISI 304



Working principle



Socla can accept no responsibility for possible errors in catalogue, brochures and other printed material. Socla reserve the right to alter its products without notice. This also applies to products already agreed. All trademarks in this material are the property of the respective companies. All right reserved.

Socla SAS

365 rue du lieutenant Putier
71530 VIREY LE GRAND
Postal address : BP 10273
71107 CHALON SUR SAONE Cedex

Tel : 33 3 85 97 42 52
Fax : 33 3 85 97 97 42
<http://www.socla.com>
e-mail: commerfr@socla.com