

Technical data sheet

Type X3444

Ball valve

Xoline for industry

Applications and special features



- 3-piece ball valve
- Full bore
- Handle can be locked in open or closed position.
- Industry, high pressure, high temperature.
- Female/female connection

Technical description

Important notice :

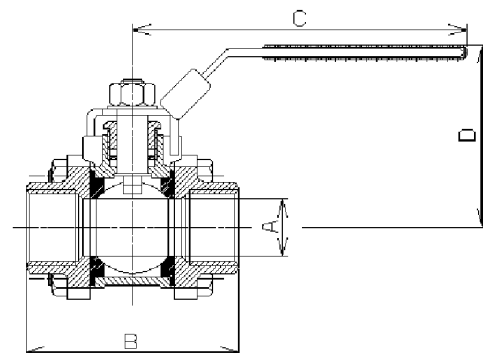
The indicated pressure for the different categories of fluids (L1/L2/G1/G2) is under no condition a guarantee of use. Therefore, it is essential to validate the use of products under given operating conditions.

DN	PFA	PS - bar				Cat.	References	Vvs-nr
		L1	L2	G1	G2			
1/4"	8	63	63	63	63	3.3	149B 6052	
3/8"	10	63	63	63	63	3.3	149B 6053	
1/2"	15	63	63	63	63	3.3	149B 6054	
3/4"	20	63	63	63	63	3.3	149B 6055	
1"	25	63	63	63	63	3.3	149B 6056	
1 1/4"	32	63	63	63	63	II	149B 6057	
1 1/2"	40	63	63	63	63	II	149B 6058	
2"	50	40	40	40	40	II	149B 6059	
2 1/2"	65	25	25	25	25	II	149B 6060	
3"	80	25	25	25	25	II	149B 6061	
4"	100	25	25	25	25	II	149B 6062	

- **Connection** : Female/Female, BSP threaded
- **Permissible operating pressure PFA - water-** (for supply, distribution and disposal of water) : See table
- **Maximum permissible pressure PS - other mediums** : See table
- **θ** Mini. : see diagram on reverse
Maxi. : see diagram on reverse
- **Mediums** : various fluids, water
- **Approvals** : PED 97/23/CE
- **International construction Standards** : CE Conformity Directive 97/23/CE

Overall dimensions

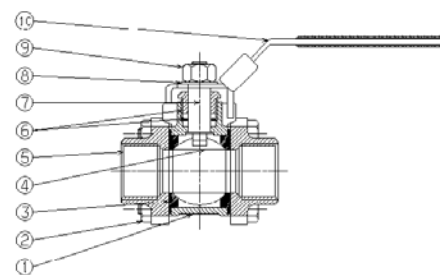
DN		A	B	C	D	Weight
"	mm	mm	mm	mm	mm	kg
1/4"	8	11	65	105	58	0,40
3/8"	10	12,5	65	105	58	0,40
1/2"	15	15	74	105	58	0,68
3/4"	20	20	83	105	60	0,96
1"	25	25,4	94	125	68	1,35
1 1/4"	32	32	109	125	72	2,50
1 1/2"	40	38	126	150	89	3,00
2"	50	50	148	150	96	4,50
2 1/2"	65	65	180	260	126	8,00
3"	80	80	202	260	146	14,20
4"	100	100	233	280	180	21,50



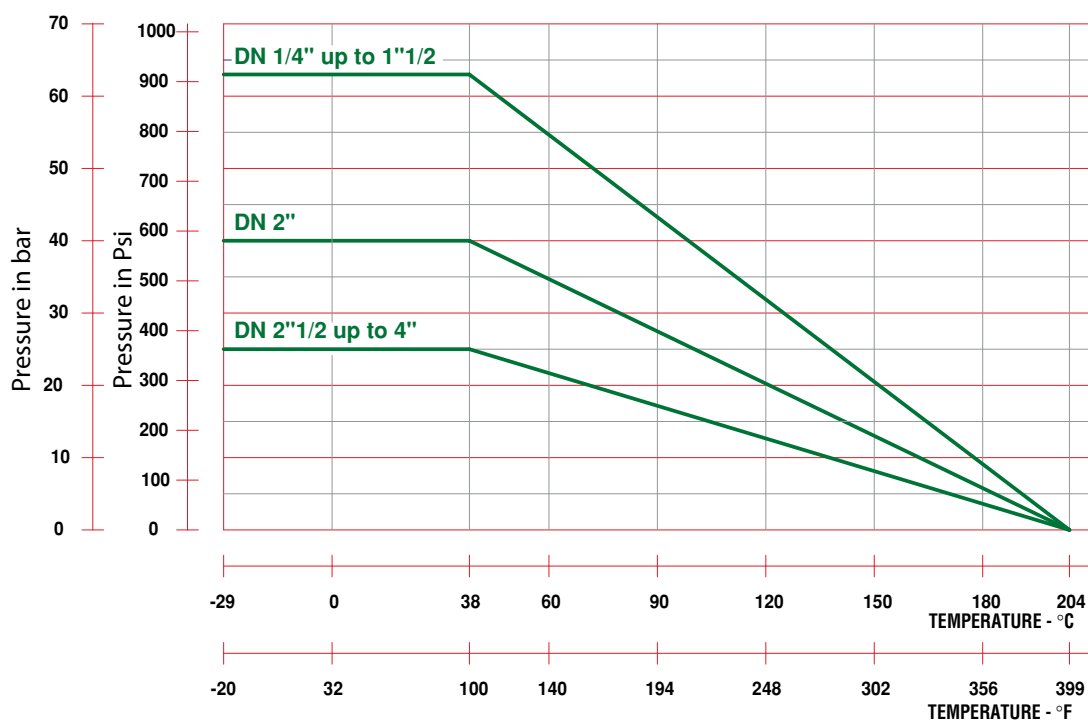
Technical data sheet Type X3444 - Ball valve

Spare parts list and materials

Nb	Description	Materials	EURO	ANSI
1	CASING	Carbon steel		ASTM A216 WCB
2	SCREW / NUT	Carbon steel		ASTM A216 WCB
3	SEAT	PTFE 25% of glass fibre		
4	BALL	Stainless steel	X5Cr-Ni18-10	ASTM A351 CF8
5	COUNTER FLANGE	Carbon steel		ASTM A216 WCB
6	STUFFING BOX	Stainless steel	X5Cr-Ni18-10	AISI 304
7	STEM	Stainless steel	X5Cr-Ni18-10	AISI 304
8	WASHER	Stainless steel	X5Cr-Ni18-10	AISI 304
9	NUT	Stainless steel	X5Cr-Ni18-10	AISI 304
10	HAND LEVER	Zinc coated steel/ PVC		



Working principle



Socla can accept no responsibility for possible errors in catalogue, brochures and other printed material. Socla reserve the right to alter its products without notice. This also applies to products already agreed. All trademarks in this material are the property of the respective companies. All right reserved.

Socla SAS

365 rue du lieutenant Putier
71530 VIREY LE GRAND
Postal address : BP 10273
71107 CHALON SUR SAONE Cedex

Tel : 33 3 85 97 42 52
Fax : 33 3 85 97 97 42
<http://www.socla.com>
e-mail: commerfr@socla.com