

Technical data sheet

Type C802

Control valve

ON/OFF option, electrically controlled, solenoid valve normally open

NB : Additional information is available on the data sheet listed as «Main valve».

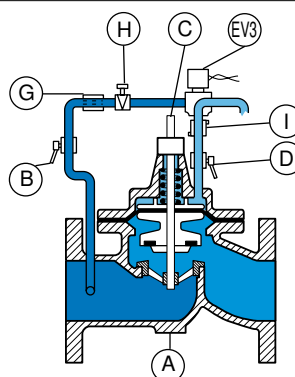
Applications and general characteristics



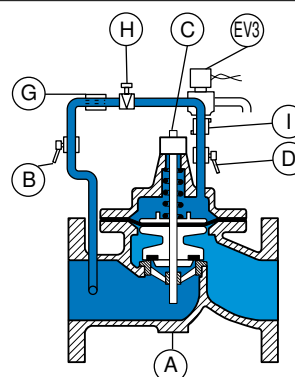
- This valve is electrically controlled thanks to a solenoid valve. It is hydraulically used to regulate a flow rate in a tank, a network of water distribution, in pump suction or any other use where ON/OFF duty is required.
- PFA depending on solenoid valve.
- Approvals : ACS - WRAS

Working principle

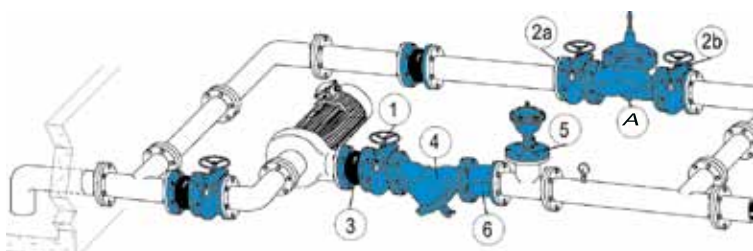
Solenoid valve 3-ways EV3 is not under contact. The upper chamber empties to the atmosphere. The valve A is open. The flow control I controls the opening.



Solenoid valve 3-ways EV3 is under contact. Upstream pressure fills the upper chamber, the valve A closes. The needle valve H controls the closing.



Installation example and spare parts list



Installation :

- install a strainer upstream
- install an air relief valve downstream or at the high point near the control valve.
- horizontal setting up : the cap of the valve should be oriented to the top and inclined at 45° maximum.
- vertical setting up : change the spring of the main valve (option 7)

Other types :

- C801

N°	Description	Materials
A	Main valve	Cast iron
B	Upstream isolation valve	nickel-plated brass
C	Position indicator with drain	Stainless steel - brass
D	Chamber isolation valve	nickel-plated brass
EV3	3 ways solenoid valve	Brass-Stainless steel
G	Filter	Brass
H	Orifice-needle valve	Stainless steel or brass
I	Flow control	Brass
1	Isolation valve of the pump	
3	Rubber expansion joint	
2a	Upstream isolation valve of the by-pass	
2b	Downstream isolation valve of the by-pass	
4	Filter	
5	Single function air valve	
6	Non return valve of the pump	