

Technical data sheet

Type C737

Control valve

Altitude valve mechanical 2 position float operated - upstream pressure sustaining function

NB : Additional information is available on the data sheet listed as «Main valve».

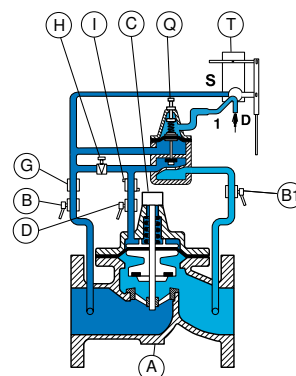
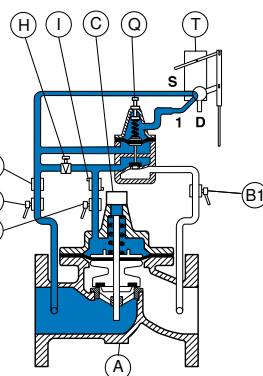
Applications and general characteristics



- This valve regulates mechanically a volume of water in a tank thanks to a 2 position float and guarantees a minimal upstream pressure.
- It closes at a preset high water level, opens at a given low water level.
- As regulating a volume and not a level, this valve is suitable for filling during the night, the mechanical working allows self-operating of the valve.
- It guarantees a preset sustaining upstream pressure and allows the filling when the pressure in the network is high enough : relief function.
- Approvals : ACS - WRAS

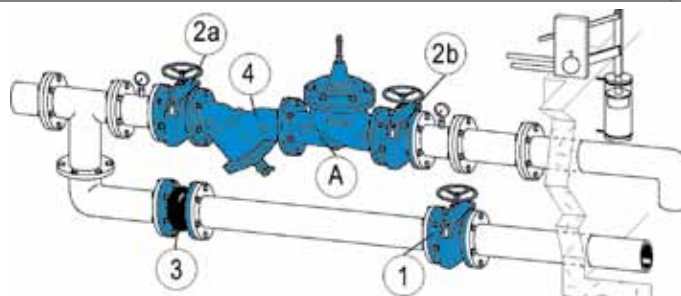
Working principle

When upstream pressure is getting lower than the pressure required by the pilot Q, the pilot will close and limit the flow circulation. The upstream pressure pushes on the membrane of the main valve A which closes. The upstream pressure increases and reaches the preset pressure of pilot Q.



When the upstream pressure is getting higher than the preset pressure of pilot valve Q, the pilot keeps open and allows the downstream altitude regulation thanks to the pilot valve T.

Installation example and spare parts list



Setting range :

- Pilot valve C717 : maximum difference of levels : 3,60 m
- Setting of pilot valve C301 :
 - . 0,14 to 2,41 bar
 - . 1,72 to 8,6 bar
 - . 6,89 to 17,24 bar
 - . 13,78 to 27,57 bar

Installation :

- install a strainer upstream
- horizontal setting up : the cap of the valve should be oriented to the top and inclined at 45° maximum
- vertical setting up : change the spring of the main valve (option 7)

NB :

- Connecting pipe 4/6mm from the pressure tap to the valve not included

Other type:

- C717

N°	Description	Materials
A	Main valve	Cast iron
B	Upstream isolation valve	nickel-plated brass
B1	Downstream isolation valve	nickel-plated brass
C	Position indicator with drain	Stainless steel - brass
D	Chamber isolation valve	nickel-plated brass
G	Filter	Brass
H	Orifice-needle valve	Stainless steel or brass
I	Flow control	Brass
Q	Pilot C301	Brass/stainless steel/bronze
T	Pilot C717	Brass/stainless steel/bronze
1	Isolation valve of the by-pass	
2a	Upstream isolation valve of the main water pipe	
2b	Downstream isolation valve of the main water pipe	
3	Rubber expansion joint	
4	Filter	