

Technical data sheet

Type C702

Control valve

Altitude valve float operated - upstream pressure sustaining function

NB : Additional information is available on the data sheet listed as «Main valve».

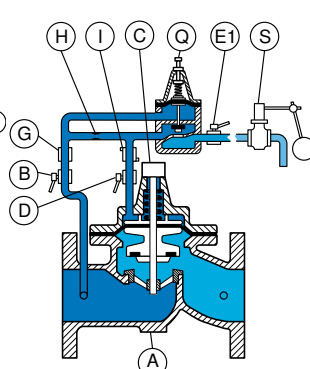
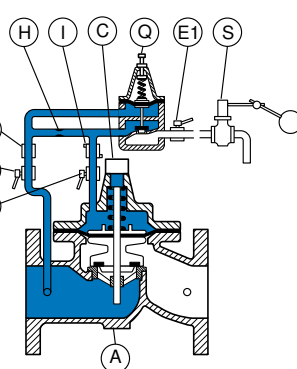
Applications and general characteristics



- It prevents from overflowing and maintains a constant level in the tank thanks to a float and guarantees a minimum upstream pressure.
- Openings and closings are very progressive, (a few centimeters from the required level).
- *Prefer the installation at the bottom of the tank or close to it.*
- It guarantees a preset sustaining upstream pressure and allows the filling when the pressure in the network is high enough : relief function.
- Approvals : ACS - WRAS

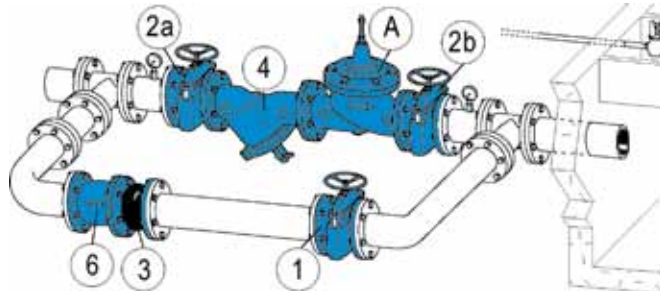
Working principle

When upstream pressure is getting lower than the pressure required by the pilot Q, the pilot will close and limit the flow circulation. The upstream pressure pushes on the membrane of the main valve A which closes. The upstream pressure increases and reaches the preset pressure of pilot Q.



When the upstream pressure is getting higher than the preset pressure of pilot valve Q, the pilot keeps open and allows the altitude regulation thanks to the pilot valve S.

Installation example and spare parts list



Setting range :

- Regulation on the first centimeters
- Working travel : 15 cm
- Setting of upstream pilot valve :
 - . 0,14 to 2,41 bar
 - . 1,72 to 8,6 bar
 - . 6,89 to 17,24 bar
 - . 13,78 to 27,57 bar

Installation :

- install a strainer upstream
- horizontal setting up : the cap of the valve should be oriented to the top and inclined at 45° maximum
- vertical setting up : change the spring of the main valve (option 7)

NB :

- Connecting pipe 10/12mm from the pressure tap to the valve not included

Other types :

- C701

N°	Description	Materials
A	Main valve	Cast iron
B	Upstream isolation valve	nickel-plated brass
C	Position indicator with drain	Stainless steel - brass
D	Chamber isolation valve	nickel-plated brass
E1	Isolation valve of pilot C701	nickel-plated brass
G	Filter	Brass
H	Orifice-needle valve	Stainless steel or brass
I	Flow control	Brass
S	Float switch pilot C701	Bronze-stainless steel copper float
Q	Pilot C301	Brass/stainless steel/bronze
1	Isolation valve of the by-pass	
2a	Upstream isolation valve of the main water pipe	
2b	Downstream isolation valve of the main water pipe	
3	Rubber expansion joint	
4	Filter	
6	Check valve of the by-pass	