

## Technical data sheet

# Type 812XS

## Non-return valve

### W system

### Applications and special features



- Operates in any position
- Easy to install and dismantle, space-saving
- Minimum head loss
- Does not generate hammering
- Closing system : disc with parabolic edges with return spring ; lateral guiding by 3 or 4 ribs.
- Metal/metal seal (grounded trim)
- Using these check valves on networks equipped with piston pumps or compressors is not recommended.
- Within an ATEX area, please check that the network is connected to the braid, do not use isolating pipes (PVC).

### Technical description

DN	PFA	PS en bar				Cat.	References	Vvs-nr
		L1	L2	G1	G2			
"	mm	mm	mm	mm	mm			
1/2	15	40	40	40	40	3.3	149B 2420XS	
1/2	15	40	40	40	40	II	149B027059*	
3/4	20	40	40	40	40	3.3	149B 2421XS	
3/4	20	40	40	40	40	II	149B027062*	
1	25	40	40	40	40	3.3	149B 2422XS	
1	25	40	40	40	40	II	149B027067*	
1 1/4	32	40	40	40	30	I	149B 2423XS	
1 1/4	32	40	40	40	40	II	149B 018834*	
1 1/2	40	40	40	40	25	I	149B 2424XS	
1 1/2	40	40	40	40	40	II	149B 018835*	
2	50	40	40	40	20	I	149B 2425XS	
2	50	40	40	40	40	II	149B 018836*	

#### Important notice:

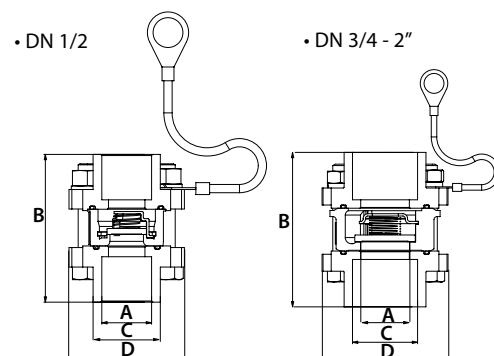
The indicated pressure for the different categories of fluids (L1/L2/G1/G2) is under no condition a guarantee of use. Therefore, it is essential to validate the use of products under given operating conditions. The operating instructions are available on our web site [www.socla.com](http://www.socla.com) or by requesting from our sales department.

\* Equipped with a discharge anti-static braid

- **Connection :** Socket welded
- **Permissible operating pressure PFA - water-** (for supply, distribution and disposal of water) : See table
- **Maximum Permissible pressure PS - other mediums:** See table
- **θ** Mini. -40 °C  
Maxi. 200 °C
- **Mediums :** Clear liquids, steam
- **Leakage rate :** according to EN 12266-1 rate E
- **Approvals :** ACS PED 97/23/CE
- **International construction Standards :**  
CE Conformity Directive 97/23/CE  
CE ATEX Conformity Directive 94/9/CE  
Overall dimensions without nipples according to EN558-1 series 49  
Socket welded connection according to EN 12760

### Overall dimensions

	A		B		C		D		Weight
	"	mm	mm	mm	mm	mm	mm	mm	
1/2		21,6		64,5		33,2		64,5	0,43
3/4		27,2		72,5		42		81	0,75
1		34		80		48		86	1,03
1 1/4		42,8		96		57		107	1,60
1 1/2		78,7		107,5		70		109	2,60
2		60,8		120		81		127	3,70

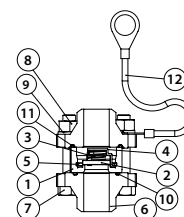


## Technical data sheet Type 812XS - Non-return valve

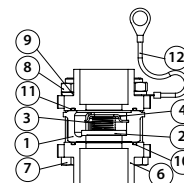
### Spare parts list and materials

Nb	Description	Materials	EURO	ANSI
1	CASING DN1/2	Stainless steel	X2CrNiMo17-12-2	AISI 316L
1	CASING DN3/4 to 2"	Stainless steel	GX2CrNiMo19-11-2	AISI 316L
2	CLOSING SYSTEM	Stainless steel	X2CrNiMo17-12-2	AISI 316L
3	SPRING	Stainless steel	X2CrNiMo17-12-2	AISI 316L
4	STOP-GUIDE	Stainless steel	X2CrNiMo17-12-2	AISI 316L
5	CLIPS	Stainless steel	X2CrNiMo17-12-2	AISI 316L
6	COUNTER-FLANGE	Stainless steel	GX5CrNiMo19-11-2	AISI 316
7	SCREW	Stainless steel	X5CrNiMo17-12-2	AISI 316
8	NUT	Stainless steel	X5CrNiMo17-12-2	AISI 316
9	WASHER	Stainless steel	X5CrNiMo17-12-2	AISI 316
10	SEAL	PTFE		
11	SEAL	PTFE		
12	DISCHARGE ANTI-STATIC BRAID	Copper		

• DN 1/2



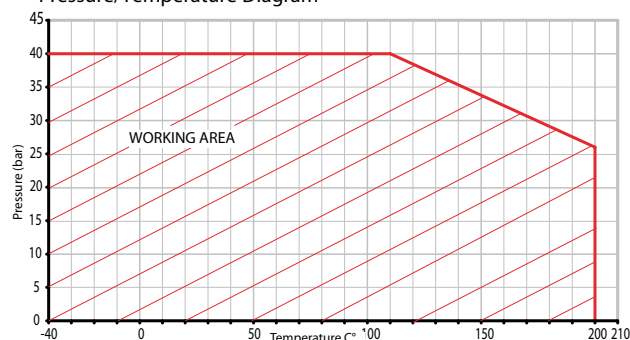
• DN 3/4 - 2"



### Working principle

DN	Opening pressure mm/WC					Kv	ζ
	"	mm	↑	↓	↔	without spring	m <sup>3</sup> /H
1/2	15	160	120	140	20	4,24	4,4
3/4	20	165	125	145	20	7,80	4,1
1	25	165	115	140	25	12,40	4,0
1 1/4	32	190	130	160	30	18,00	5,0
1 1/2	40	200	120	160	40	28,00	5,1
2	50	210	110	160	50	40,10	6,1

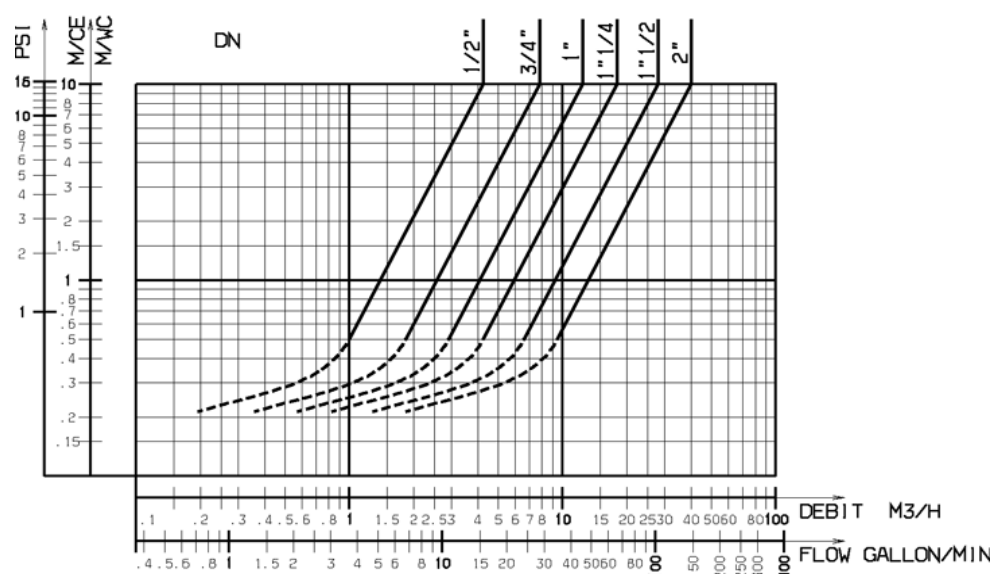
Pressure/Temperature Diagram



#### Direction for use :

- Solid line : Valve completely open
- Dotted line : opening stage of valve

ΔP



Socla can accept no responsibility for possible errors in catalogue, brochures and other printed material. Socla reserve the right to alter its products without notice. This also applies to products already agreed. All trademarks in this material are the property of the respective companies. All right reserved.

### Socla SAS

365 rue du lieutenant Putier  
71530 VIREY LE GRAND  
Postal address : CS 10273  
71107 CHALON SUR SAONE Cedex

Tel : 33 3 85 97 42 52  
Fax : 33 3 85 97 97 42  
<http://www.socla.com>  
e-mail: [commerfr@socla.com](mailto:commerfr@socla.com)