

Technical data sheet

Type 508

Non return valve
System B

Applications and special features



- Vertical ascending and horizontal position (position the ball housing above the axis of the pipe)
- Minimum head loss
- Silent, robust
- Non incrustating materials
- Closing system : ball lifted up by the liquid and guided to a lateral housing completely out of the way
- Sealing ensured by an elastomer seal fixed on the seat.

Technical description

DN "	mm	PFA in bar	PS in bar				Cat.	References	Vvs-nr
			L1	L2	G1	G2			
1	25	10	10	10	10	10	3.3	149B 3202	
1 1/4	32	10	10	10	10	10	I	149B 3203	
1 1/2	40	10	10	10	10	10	I	149B 3204	
2	50	10	10	10	10	10	I	149B 3205	
2 1/2	65	10	10	10	10	10	I	149B 3206	

Important notice :

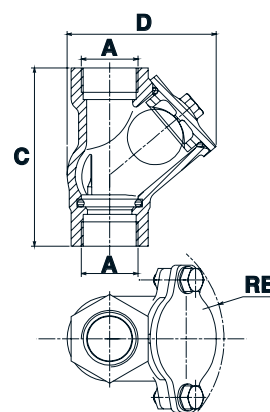
The indicated pressure for the different categories of fluids (L1/L2/G1/G2) is under no condition a guarantee of use.

Therefore, it is essential to validate the use of products under given operating conditions.

- **Connection** : Female/female (BSP)
- **Permissible operating pressure PFA - water-** (for supply, distribution and disposal of water) : See table
- **Maximum permissible pressure PS - other mediums** : See table
- **θ** : Mini. -10 °C
Maxi. 80 °C
- **Mediums** : Thick liquids, viscous liquids, gas, loaded liquids
- **Approvals** : PED 97/23/CE
CPR 305/2011/UE
- **International construction Standards** :
CE Conformity Directive 97/23/CE
CE Conformity Regulation 305/2011/UE EN12050-4 Standard
Thread connection according to NF E 03-005 ISO228

Overall dimensions

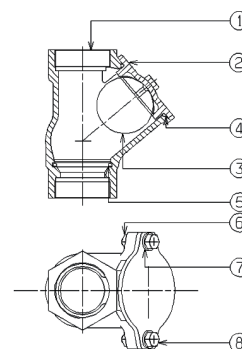
A		RB	C	D	Weight
"	mm	mm	mm	mm	kg
1	26/34	76	114	95	1,3
1 1/4	33/42	85	132	110,5	1,9
1 1/2	40/49	93	145	121	2,45
2	50/60	107	173,5	144	3,5
2 1/2	66/76	127	200	174,5	5,90



Technical data sheet Type 508 - Non return valve

Spare parts list and materials

Nb	Description	Materials	EURO	ANSI
1	CASING	Cast iron/Epoxy ext.	EN-GJL-250	ASTM A 48 35 B
2	CAP	Cast iron/Epoxy ext.	EN-GJL-250	ASTM A 48 35 B
3	BALL density 1,30	Thermodur		
4	SEAL	NBR		
5	SEAL	NBR		
6	SCREW	Stainless steel	X5Cr-Ni18-10	AISI 304
7	WASHER	Stainless steel	X5Cr-Ni18-10	AISI 304
8	NUT	Stainless steel	X5Cr-Ni18-10	AISI 304

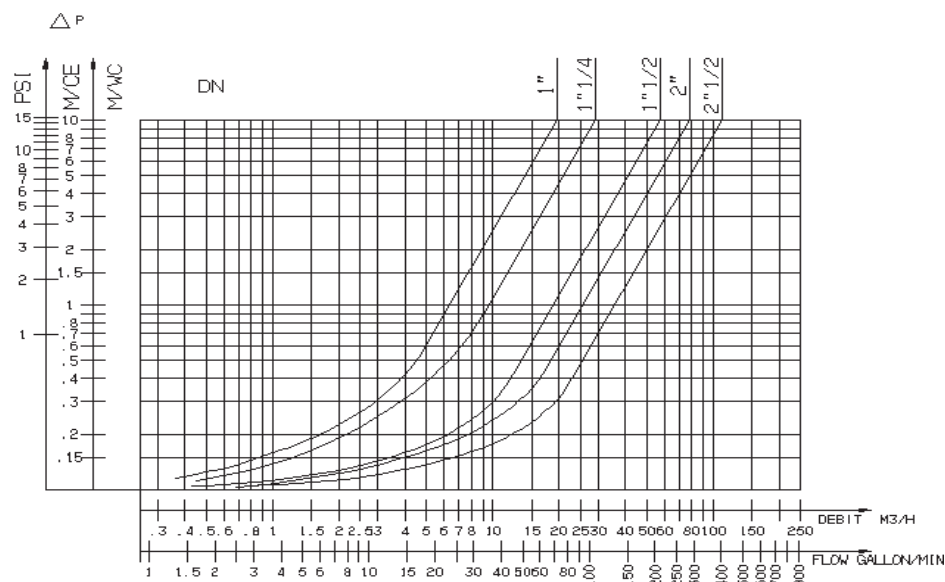


Working principle

DN		Opening pressure in mm/CE		Kv	ζ
"	mm	↑	↔	m³/H	
1	25	25	near 0	19,6	1,6
1 1/4	32	30		29,4	1,9
1 1/2	40	160		57,8	1,2
2	50	160		78,3	1,6
2 1/2	65	170		110,4	2,3

Directions for use :

- Solid line : Valve completely open
- Dotted line : opening stage of valve



Socla can accept no responsibility for possible errors in catalogue, brochures and other printed material. Socla reserve the right to alter its products without notice. This also applies to products already agreed. All trademarks in this material are the property of the respective companies. All right reserved.

Socla SAS

365 rue du lieutenant Putier
71530 VIREY LE GRAND
Postal address : CS 10273
71107 CHALON SUR SAONE Cedex

Tel : 33 3 85 97 42 52
Fax : 33 3 85 97 97 42
<http://www.socla.com>
e-mail: commerfr@socla.com