

Technical data sheet

Type 447B

Non return-valve

System M

Applications and special features




- Operates in any position,
- Low head loss,
- Does not generate hammering, very silent,
- Closing system : flexible membrane (thick elastomer disc) held in its center on a metal seat consisting of a grid (flow equivalent to the nominal section)
- Sealing ensured by self-closing membrane
- On membrane check valves, the opening regulated by the elasticity and the thickness of the membrane is very progressive and can be obtained as a result of a few centimeters of W/C. Because of this, this check valve is particularly suitable for variable flow pumps and pulsatory operation.
- 2 threaded bosses 1/2" with brass plug.

Technical description

DN	PN	PFA in bar	PS in bar				Cat.	References	Vvs-nr
			L1	L2	G1	G2			
2 1/2	65	10/16	16	16	16	15	16	I	149B 2842B
3	80	10/16	16	16	16	12	16	I	149B 2843B
4	100	10/16	16	16	16	10	16	I	149B 2844B
5	125	10/16	16	16	16	0,5	16	I	149B 2845B
6	150	10/16	16	13	16	0,5	16	I	149B 2846B
8	200	10	10	10	10	0,5	10	I	149B 2847B

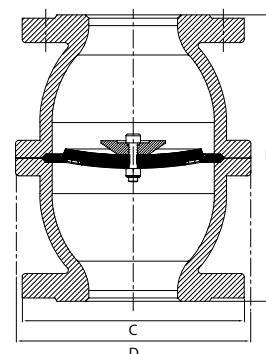
Important notice :

The indicated pressure for the different categories of fluids (L1/L2/G1/G2) is under no condition a guarantee of use. Therefore, it is essential to validate the use of products under given operating conditions.

- **Connection** : flanges drilled PN : see table
- **Permissible operating pressure PFA - water-** (for supply, distribution and disposal of water) : See table
- **Maximum permissible pressure PS - other mediums:** See table
- **θ :** Mini. -10 °C
Maxi. 60 °C
- **Mediums :** Clear liquids, gas
- **Approvals :** ACS (except DN 100 up to 200)

- **International construction Standards :**
CE Conformity Directive 97/23/CE
Flange drilling according to EN1092-2
Lenght according to EN 558-1 serie 48

Overall dimensions

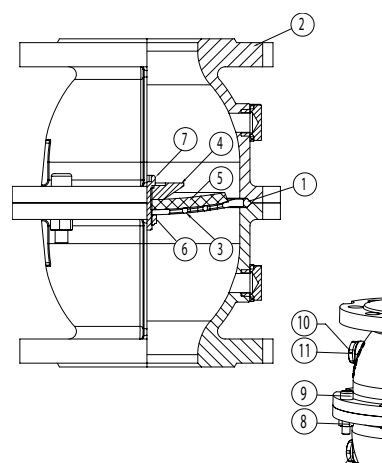
DN		B	C	D	Weight
"	mm	mm	mm	mm	kg
2 1/2	65	240	185	169	11,9
3	80	258	200	212	16,5
4	100	299	220	234	26,3
5	125	347	250	250	33,2
6	150	396	285	324	49,8
8	200	496	340	426	87,3



Technical data sheet **Type 447B** - Non return-valve

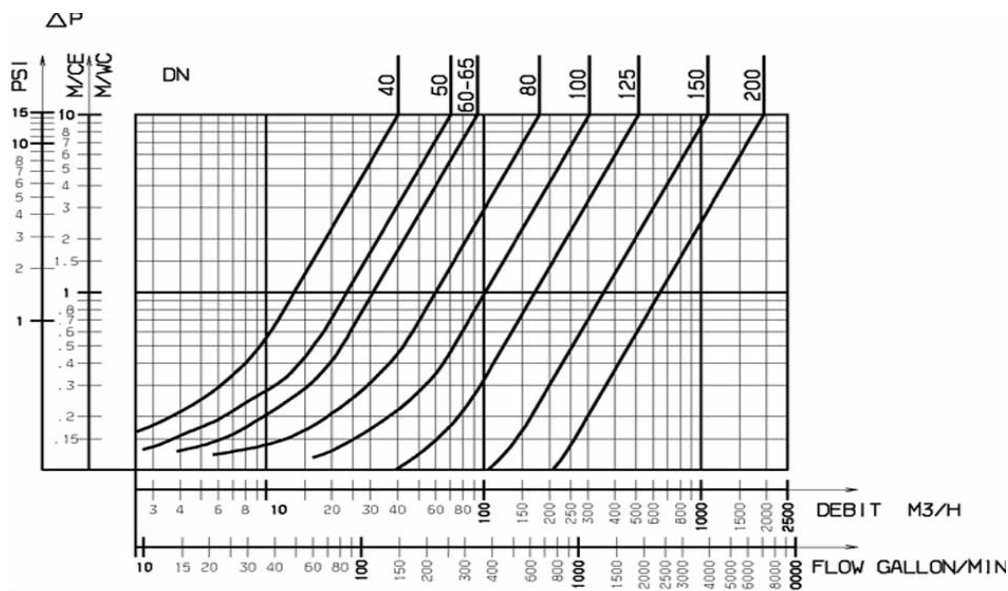
Spare parts list and materials

Nb	Description	Materials	EURO	ANSI
1	O-RING	EPDM		
2	CASING	Cast iron + epoxy	EN-GJL-250	ASTM A 48 35 B
3	SEAT	Stainless steel	CB7Cu-1	
4	CUPEL DN 65	Stainless steel	X6Cr17	AISI 430
	DN 80 to 200	Brass	CuZn39Pb3	
5	MEMBRANE	NR		
6	BOLT	Stainless steel	X5Cr-Ni18-10	AISI 304
7	SCREW	Stainless steel	X5Cr-Ni18-10	AISI 304
8	BOLT	Galvanised steel		
9	SCREW	Stainless steel	X5Cr-Ni18-10	AISI 304
10	PLUG	Brass	CuZn39Pb3	
11	SEAL	EPDM		



Working principle

DN		Opening pressure in mm/WC	Kv	ζ
"	mm		m³/H	
2 1/2	65	Near 0	78,4	4,55
3	80		157,0	2,60
4	100		255,0	2,40
5	125		448,9	1,90
6	150		966,4	0,85
8	200		2044,8	0,60



Socla can accept no responsibility for possible errors in catalogue, brochures and other printed material. Socla reserve the right to alter its products without notice. This also applies to products already agreed. All trademarks in this material are the property of the respective companies. All right reserved.

Socla SAS

365 rue du lieutenant Putier
71530 VIREY LE GRAND
Postal address : BP 10273
71107 CHALON SUR SAONE Cedex

Tel : 33 3 85 97 42 52
Fax : 33 3 85 97 97 42
<http://www.socla.com>
e-mail: commerfr@socla.com