

## Technical data sheet

### Type 302Z

#### Foot valve

#### 02 System

#### Applications and general characteristics




- Operates in any position from horizontal to vertical ascending
- Minimum head loss
- Silent, reliable sealing, compact
- Exceptional robustness
- Does not generate hammering
- Closing system : long back axial guiding for reduced displacement
- Sealing guaranteed by a flat seal
- Return spring

#### Technical description

DN	PN	PFA bar	PS - bar				Cat.	References	Vvs-nr
			L1	L2	G1	G2			
2	50	10/25	25	25	25	x	x	3.3	149B2776
2 <sup>1/2</sup>	65	10/16	16	16	16	x	x	3.3	149B2777
3	80	10/16	16	16	16	x	x	3.3	149B2778
4	100	10/16	16	16	16	x	x	3.3	149B2779

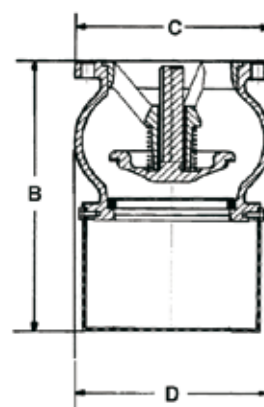
#### Important notice :

The indicated pressure for the different categories of fluids (L1/L2/G1/G2) is under no condition a guarantee of use. Therefore, it is essential to validate the use of products under given operating conditions.

- **Connection** : flanges drilled PN : see table
- **Permissible operating pressure PFA - water-** (for supply, distribution and disposal of water) : See table
- **Maximum permissible pressure PS - other mediums :**  
See table
- **θ**                      Mini. -10 °C  
                                 Maxi. 80 °C
- **Mediums :**           Clear liquids, sea water
- **Approvals :**       ACS - 
- **International construction Standards :**  
CE Conformity Directive 97/23/CE  
Flange drilling according to EN1092

#### Overall dimensions

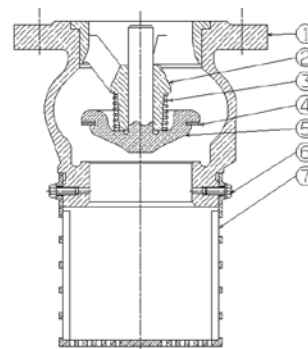
DN		B	C	D	Poids
"	mm	mm	mm	mm	kg
2	50	171	165	97	5,1
2 <sup>1/2</sup>	65	212	185	125	7,5
3	80	257	200	150	10,8
4	100	312,5	220	181	15,9



## Technical data sheet Type 302Z - Foot valve

### Spare parts list and materials

Nb	Description	Materials	EURO	ANSI
1	CASING	Bronze	EN 1982 CuSn5Zn5Pb2-C GS	
2	GUIDE	Bronze	EN 1982 CuSn5Zn5Pb2-C GS	
3	SPRING	Stainless steel	EN 10270-3 X10CrNi18-8	AISI 302
4	SEAL	EPDM		
5	CLOSING SYSTEM	Bronze	EN 1982 CuSn5Zn5Pb2-C GS	
6	SCREW	Galvanised steel		
7	STRAINER	PP (Polypropylen)		

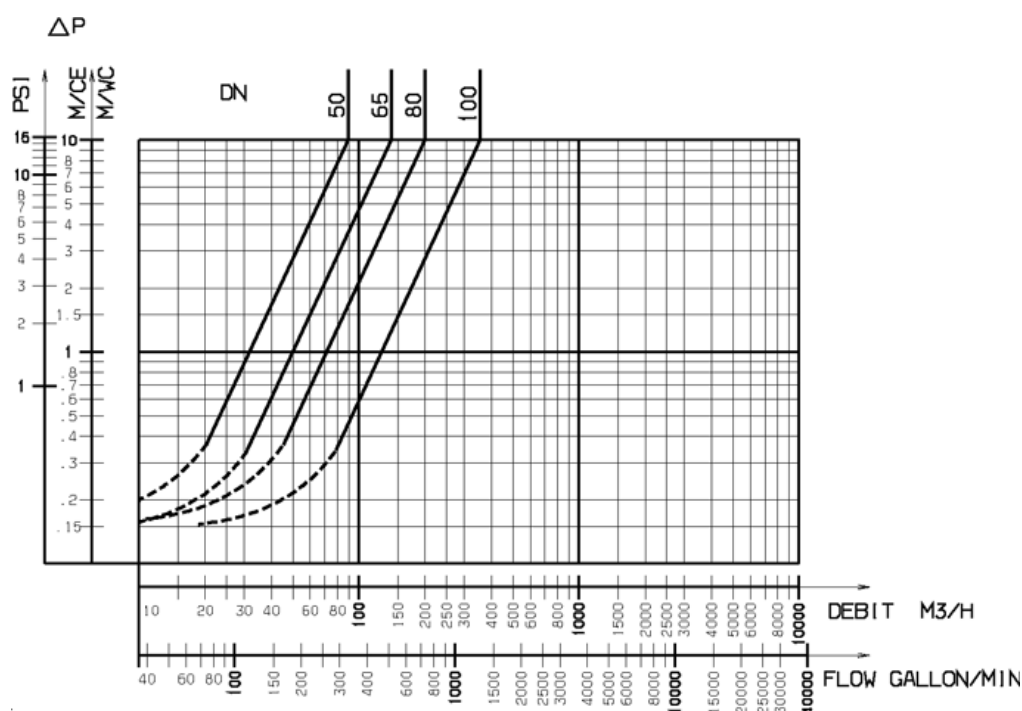


### Working principle

DN		Opening pressure in mm/WC		Kv	ø
"	mm	↑	Without spring	m <sup>3</sup> /H	
2	50	230	110	89,00	1,23
2 1/2	65	240	130	143,00	1,36
3	80	280	130	199,00	1,60
4	100	290	130	356,00	1,20

#### Directions for use :

- Solid line : Valve completely open
- Dotted line : opening stage of valve



Socla can accept no responsibility for possible errors in catalogue, brochures and other printed material. Socla reserve the right to alter its products without notice. This also applies to products already agreed. All trademarks in this material are the property of the respective companies. All right reserved.

### Socla SAS

365 rue du lieutenant Putier  
71530 VIREY LE GRAND  
Postal address : BP 10273  
71107 CHALON SUR SAONE Cedex

Tel : 33 3 85 97 42 52  
Fax : 33 3 85 97 97 42  
<http://www.socla.com>  
e-mail: [commerfr@socla.com](mailto:commerfr@socla.com)