

Technical data sheet

Type 290

Non return valve

System TJO

Applications and special features




- Operation in any position
- Reliable, robust, simple
- Minimum head loss
- Closing system : tripod formation with hydraulic profile with release spring
- Sealing ensured by a pliable O-ring on a rigid seat
- Long axial guiding

Technical description

DN	PFA in bar	PS in bar				Cat.	References	Vvs-nr
		L1	L2	G1	G2			
1/4	10	10	10	10	10	3.3	149B 3118	
3/8	12	10	10	10	10	3.3	149B 3119	
1/2	15	10	10	10	10	3.3	149B 3120	
3/4	20	10	10	10	10	3.3	149B 3121	
1	25	10	10	10	10	3.3	149B 3122	
1 1/4	32	10	10	10	x	3.3	149B 3123	
1 1/2	40	10	10	10	x	3.3	149B 3124	
2	50	10	10	10	x	3.3	149B 3125	

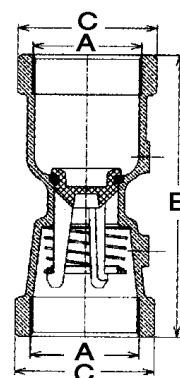
Important notice :

The indicated pressure for the different categories of fluids (L1/L2/G1/G2) is under no condition a guarantee of use. Therefore, it is essential to validate the use of products under given operating conditions.

- **Connection** : Female/Female (BSP).
- **Permissible operating pressure PFA - water-** (for supply, distribution and disposal of water) : See table
- **Maximum permissible pressure PS - other mediums:** See table
- **θ** Mini. -10 °C
Maxi. 80 °C
- **Mediums** : Clear liquids, gas
- **Approvals** : ACS 
- **International construction Standards** :
CE Conformity Directive 97/23/CE
Thread connection NF E 03-005 ISO 228

Overall dimensions

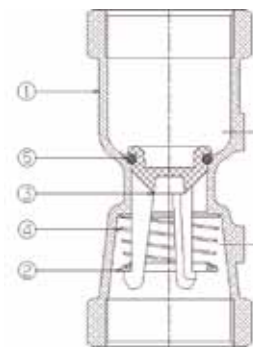
A		B	C	Weight
"	mm	mm	mm	kg
1/4	8/13	52,5	20	0,060
3/8	12/17	54	20	0,075
1/2	15/21	66	24	0,125
3/4	20/27	73	30	0,200
1	26/34	94	38	0,200
1 1/4	33/42	105	47	0,430
1 1/2	40/49	120	53	0,650
2	50/60	156	66	1,050



Technical data sheet Type 290 - Non return valve

Spare parts list and materials

Nb	Description	Materials	EURO	ANSI
1	CASING	Brass	CuZn40Pb2	
2	RING (from 1")	POM (polyacetal)		
3	CLOSING SYSTEM DN 1/4"-1/2"	PA (polyamid)		
	DN 3/4"-2"	POM (polyacetal)		
4	SPRING	Stainless steel	X10CrNi18-8	AISI 302
5	SEAL	EPDM		



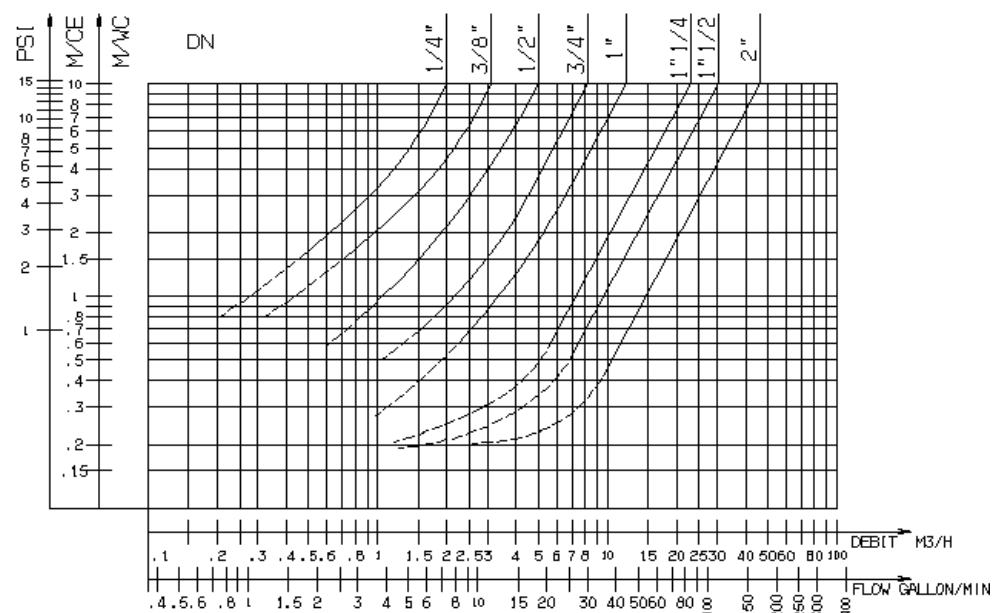
Working principle

DN		Opening pressure in mm/CE	Kv	ζ
"	mm		m³/H	
1/4	10	Between 100 and 250	2,00	1,6
3/8	12		3,13	1,6
1/2	15		5,00	3,1
3/4	20		8,23	3,7
1	25		12,07	4,2
1 1/4	32		23,00	3,1
1 1/2	40		30,00	4,4
2	50		46,60	4,5

Direction for use :

- Solid line : Valve completely open
- Dotted line : Opening stage of the valve

ΔP



Socla can accept no responsibility for possible errors in catalogue, brochures and other printed material. Socla reserve the right to alter its products without notice. This also applies to products already agreed. All trademarks in this material are the property of the respective companies. All right reserved.

Socla SAS

365 rue du lieutenant Putier
71530 VIREY LE GRAND
Postal address : BP 10273
71107 CHALON SUR SAONE Cedex

Tel : 33 3 85 97 42 52
Fax : 33 3 85 97 97 42
<http://www.socla.com>
e-mail: commerfr@socla.com