

Technical data sheet

Type 193D

Foot valve
System TJO

Applications and special features



- Operates in any position
- Reliable, robust, simple
- Minimum head loss
- Closing system : tripod formation with hydraulic profile release spring
- Sealing ensured by a pliable O-ring on a rigid seat
- Long axial guiding
- Non incrustable materials

Technical description

DN	PFA in bar	PS in bar				Cat.	References	Vvs-nr
		L1	L2	G1	G2			
3/8	12	10	10	10	x	x	3.3	149B 3619
1/2	15	10	10	10	x	x	3.3	149B 3620
3/4	20	10	10	10	x	x	3.3	149B 3621
1	25	10	10	10	x	x	3.3	149B 3622
1 ^{1/4}	32	10	10	10	x	x	3.3	149B 3623
1 ^{1/2}	40	10	10	10	x	x	3.3	149B 3624
2	50	10	10	10	x	x	3.3	149B 3625

Important notice :

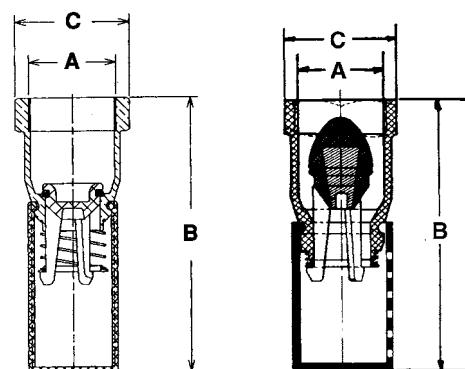
The indicated pressure for the different categories of fluids (L1/L2/G1/G2) is under no condition a guarantee of use. Therefore, it is essential to validate the use of products under given operating conditions.

- **Connection** : Female, (BSP or NPT)
- **Permissible operating pressure PFA - water-** (for supply, distribution and disposal of water) : See table
- **Maximum permissible pressure PS - other mediums:** See table
- **θ** Mini. -10 °C
 Maxi. 60 °C
- **Mediums** : Clear liquids
- **Approvals** :
- **International construction Standards** :
Directive 97/23/CE
Thread connection NFE 03-005 ISO228

Overall dimensions

	A	B	C	Weight
"	mm	mm	mm	kg
3/8	12/17	59	23	0,060
1/2	15/21	59	24	0,050
* 3/4	20/27	64,5	30	0,085
1	26/34	78,5	37	0,115
* 1 ^{1/4}	33/42	97	47	0,240
* 1 ^{1/2}	40/49	148	53	0,530
* 2	50/60	179	66	0,820

* Drawing 1



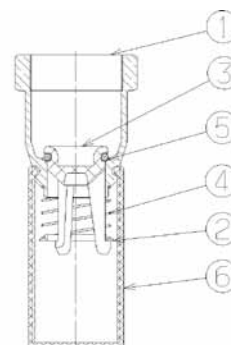
• Drawing 1

• Drawing 2


Technical data sheet Type 193D - Foot valve

Spare parts list and materials

Nb	Description	Materials	EURO	ANSI
1	CASING	POM (polyacetal)		
2	RING	POM (polyacetal)		
3	CLOSING SYSTEM DN3/8-1/2 OTHER DN	PA 12 (Polyamid) POM (Polyacetal)		
4	SPRING	Stainless steel	X10CrNi18-8	AISI 302
5	SEAL	FKM		
6	STRAINER	PE (polyethylene)		

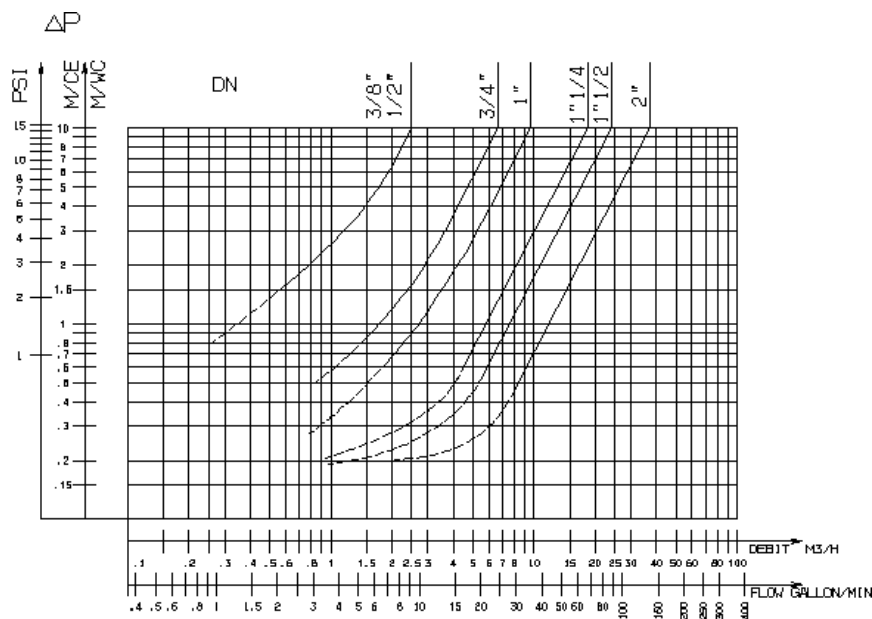


Working principle

DN		Opening pressure in mm/WC	Kv	ζ
"	mm		m ³ /H	
3/8	12	 Between 100 and 250	2,50	2,50
1/2	15		2,50	12,70
3/4	20		8,00	3,90
1	25		11,90	4,30
1 ^{1/4}	32		20,00	4,11
1 ^{1/2}	40		24,00	7,00
2	50		37,30	7,00

Directions for use :

- Solid line : Valve completely open
- Dotted line : opening stage of valve



Socla can accept no responsibility for possible errors in catalogue, brochures and other printed material. Socla reserve the right to alter its products without notice. This also applies to products already agreed. All trademarks in this material are the property of the respective companies. All right reserved.

Socla SAS

365 rue du lieutenant Putier
71530 VIREY LE GRAND
Postal address : BP 10273
71107 CHALON SUR SAONE Cedex

Tel : 33 3 85 97 42 52
Fax : 33 3 85 97 97 42
<http://www.socla.com>
e-mail: commerfr@socla.com