

Technical data sheet

Type 190D

Foot valve
System TJO

Applications and special features




- Operates in any position from horizontal to vertical ascending
- Reliable, robust, simple
- Minimum head loss
- Closing system : tripod formation with hydraulic profile release spring
- Sealing ensured by a pliable O-ring on a rigid seat
- Long axial guiding
- Non incrustable materials

Technical description

DN	"	mm	PFA in bar	PS in bar				Cat.	References	Vvs-nr
				L1	L2	G1	G2			
3/8	12	10	10	10	10	x	x	3.3	149B 3719	
1/2	15	10	10	10	10	x	x	3.3	149B 3720	
3/4	20	10	10	10	10	x	x	3.3	149B 3721	
1	25	10	10	10	10	x	x	3.3	149B 3722	
1 1/4	32	10	10	10	10	x	x	3.3	149B 3723	
1 1/2	40	10	10	10	10	x	x	3.3	149B 3724	
2	50	10	10	10	10	x	x	3.3	149B 3725	

Important notice :

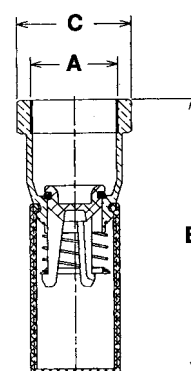
The indicated pressure for the different categories of fluids (L1/L2/G1/G2) is under no condition a guarantee of use. Therefore, it is essential to validate the use of products under given operating conditions.

- **Connection** : Female, (BSP or NPT)
- **Permissible operating pressure PFA - water-** (for supply, distribution and disposal of water) : See table
- **Maximum permissible pressure PS - other mediums**: See table
- **θ** Mini. -10 °C
Maxi. 60 °C
- **Mediums** : Clear liquids, hard water, sea water, some chemical products (consult us)
- **Approvals** : ACS 
- **International construction Standards** :
Directive 97/23/CE
Thread connection NF EN 150228-1

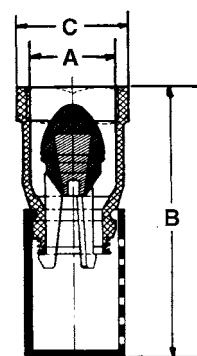
Overall dimensions

A		B	C	Weight
"	mm	mm	mm	kg
3/8	12/17	56	23	0,015
1/2	15/21	56	27	0,020
* 3/4	20/27	75	31	0,044
1	26/34	95	40	0,073
* 1 1/4	33/42	119	49	0,125
* 1 1/2	40/49	148	56	0,170
* 2	50/60	180	66	0,190

* Drawing 1



• Drawing 1

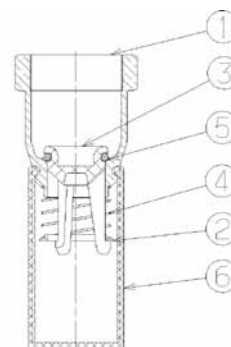


• Drawing 2

Technical data sheet Type 190D - Foot valve

Spare parts list and materials

Nb	Description	Materials	EURO	ANSI
1	CASING	POM (polyacetal)		
2	RING	POM (polyacetal)		
3	CLOSING SYSTEM DN 3/8-1/2 OTHER DN	PA 12 (Polyamid) POM (Polyacetal)		
4	SPRING	Stainless steel	X10CrNi18-8	AISI 302
5	SEAL	EPDM		
6	STRAINER DN 3/8-1/2 OTHER DN	POM (polyacetal) PE (polyethylene)		

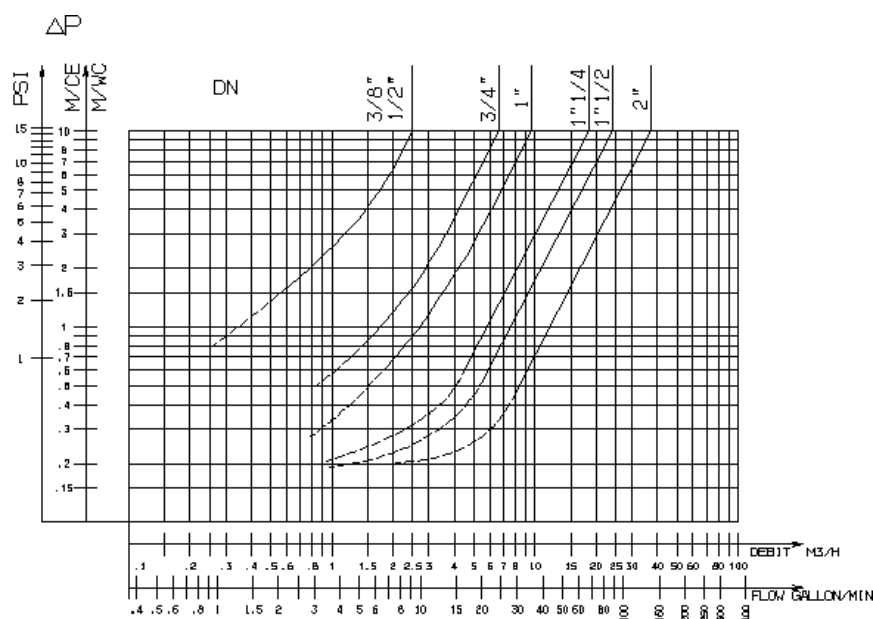


Working principle

DN		Opening pressure in mm/CE	Kv	ζ
"	mm		m³/H	
3/8	12	Between 100 and 250	2,90	1,90
1/2	15		2,90	9,60
3/4	20		7,60	4,30
1	25		11,20	4,90
1 1/4	32		21,40	3,60
1 1/2	40		27,80	5,20
2	50		41,10	5,80

Directions for use :

- Solid line : Valve completely open
- Dotted line : opening stage of valve



Socla can accept no responsibility for possible errors in catalogue, brochures and other printed material. Socla reserve the right to alter its products without notice. This also applies to products already agreed. All trademarks in this material are the property of the respective companies. All right reserved.

Socla SAS

365 rue du lieutenant Putier
71530 VIREY LE GRAND
Postal address : CS 10273
71107 CHALON SUR SAONE Cedex

Tel : 33 3 85 97 42 52
Fax : 33 3 85 97 97 42
<http://www.socla.com>
e-mail: commerfr@socla.com