

Technical data sheet

Type 190

Foot valve
System TJO

Applications and special features




- Operates in any position from horizontal to vertical ascending
- Minimum head loss
- Closing system : tripod formation with hydraulic profile release spring
- Sealing ensured by a pliable O-ring on a rigid seat
- Long axial guiding

Technical description

DN	PFA in bar	PS in bar				Cat.	References	Vvs-nr
		L1	L2	G1	G2			
1 1/2	40	10	10	x	x	3.3	149B 3924	
2	50	10	10	x	x	3.3	149B 3925	

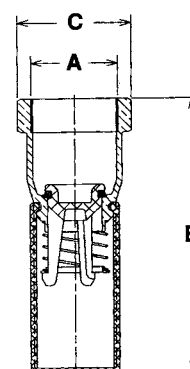
Important notice:

The indicated pressure for the different categories of fluids (L1/L2/G1/G2) is under no condition a guarantee of use. Therefore, it is essential to validate the use of products under given operating conditions. The operating instructions are available on our web site www.danfoss-socla.com or by requesting from our sales department.

- **Connection** : Female, (BSP)
- **Permissible operating pressure PFA - water-** (for supply, distribution and disposal of water) : See table
- **Maximum permissible pressure PS - other mediums**: See table
- **θ** Mini. -10 °C
Maxi. 60 °C
- **Mediums** : Clear liquids
- **Approvals** : ACS 
- **International construction Standards** :
Directive 97/23/CE
Thread connection NFE 03-005 ISO228

Overall dimensions

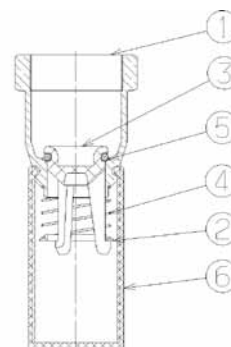
A		B	C	Weight
"	mm	mm	mm	kg
1 1/2	40/49	148	53	0,320
2	50/60	179	66	0,820




Technical data sheet Type 190 - Foot valve

Spare parts list and materials

Nb	Description	Materials	EURO	ANSI
1	CASING	Brass	CuZn35Pb2A1-C	
2	RING	POM (polyacetal)		
3	CLOSING SYSTEM	POM (polyacetal)		
	Others DN	PA (polyamid)		
4	SPRING	Stainless steel	X10CrNi18-8	AISI 302
5	SEAL	EPDM		
6	STRAINER	PE (polyethylene)		

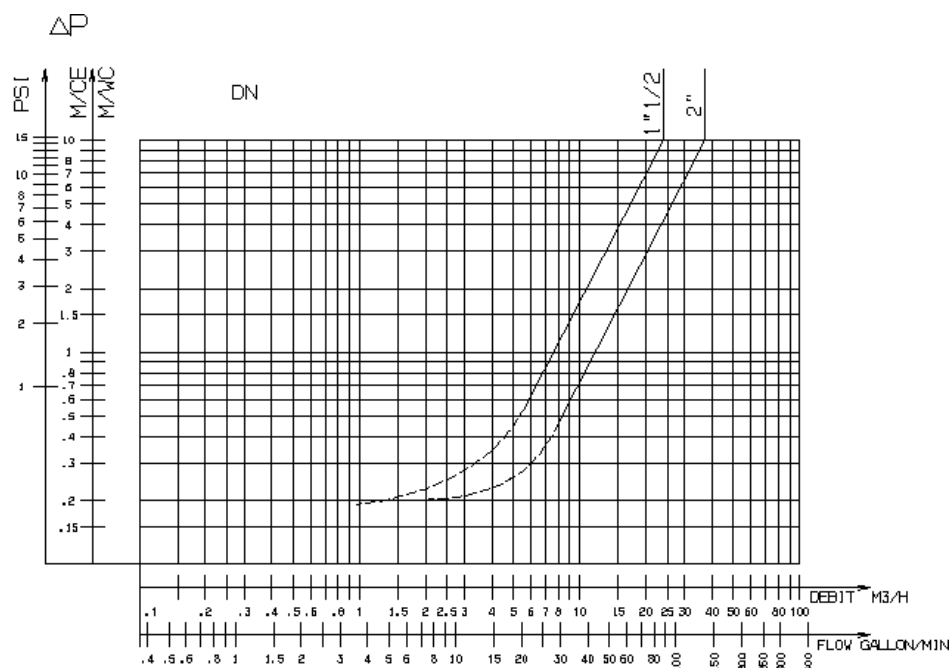


Working principle

DN		Opening pressure in mm/CE	Kv	ø
"	mm	 between 100 and 250	m³/H	
1 1/2	40		30,60	4,3
2	50		48,50	4,1

Directions for use :

- Solid line : Valve completely open
- Dotted line : opening stage of valve



Socla can accept no responsibility for possible errors in catalogue, brochures and other printed material. Socla reserve the right to alter its products without notice. This also applies to products already agreed. All trademarks in this material are the property of the respective companies. All right reserved.

Socla SAS

365 rue du lieutenant Putier
71530 VIREY LE GRAND
Postal address : BP 10273
71107 CHALON SUR SAONE Cedex

Tel : 33 3 85 97 42 52
Fax : 33 3 85 97 97 42
<http://www.socla.com>
e-mail: commerfr@socla.com