

Technical data sheet

Type 104P

Foot valve
System 04

Applications and special features



- Operates in any position
- Reliable, robust, simple
- Minimum head loss
- Closing system : tripod formation with hydraulic profile with release spring
- Sealing ensured by a supple O-ring on a rigid seat
- Short axial guiding

Technical description

DN	"	mm	PFA in bar	PS en bar				Cat.	References	Vvs-nr
				L1	L2	G1	G2			
3/4	20	10	10	10	10	x	x	3.3	149B 2361	
1	25	10	10	10	10	x	x	3.3	149B 2362	
1 1/4	32	10	10	10	10	x	x	3.3	149B 2363	

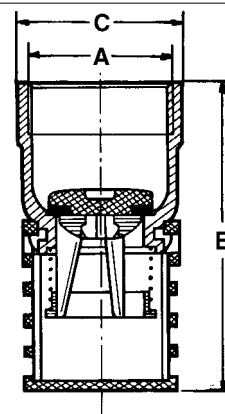
Important notice :

The indicated pressure for the different categories of fluids (L1/L2/G1/G2) is under no condition a guarantee of use. Therefore, it is essential to validate the use of products under given operating conditions. The operating instructions are available on our web site www.danfoss-socla.com or by simple request from our sales department.

- **Connection** : Female, BSP thread
- **Permissible operating pressure PFA - water-** (for supply, distribution and disposal of water) : see table
- **Maximum permissible pressure PS - other mediums** : See table
- **θ** : Mini. -10 °C
Maxi. 65 °C
- **Mediums** : Clear liquids
- **Approvals** : ACS -
- **International construction Standards** :
CE Conformity Directive 97/23/CE
Thread connection according to NFE 03-005 ISO228

Overall dimensions

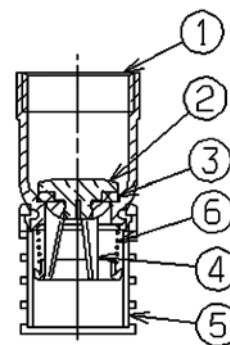
A		B	C	Weight
"	mm	mm	mm	kg
3/4	20/27	64,5	34	0,03
1	26/34	78,5	40	0,04
1 1/4	33/42	97	49	0,07




Technical data sheet Type 104P - Foot valve

Spare parts list and materials

Nb	Description	Materials	EURO	ANSI
1	CASING DN 3/4 - 1 ^{1/4}	PPO (polyphenylene oxyde)		
	DN 1"	POM (polyacetal)		
2	CLOSING SYSTEM	POM (polyacetal)		
3	SEAL	EPDM		
4	GUIDE	POM (polyacetal)		
5	STRAINER	PE (polyethylene)		
6	SPRING	Stainless steel	X10CrNi18-8	ANSI 302

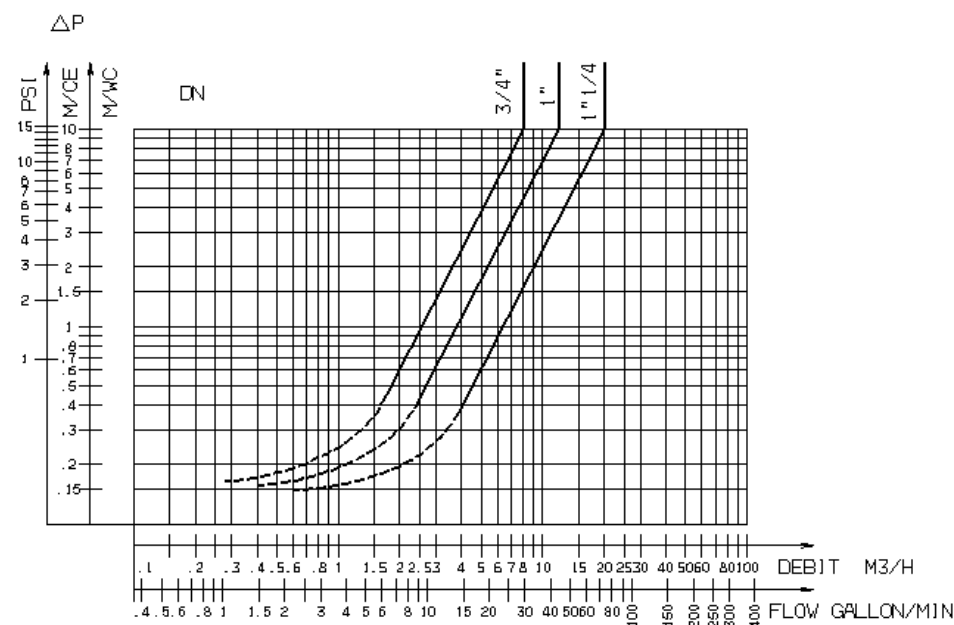


Working principle

DN		Opening pressure in mm/WC	Kv	ζ
"	mm		m³/H	
3/4	20	Between 100 and 200	8,00	3,90
1	25		11,90	4,30
1 ^{1/4}	32		20,00	4,11

Directions for use :

- Solid line : Valve completely open
- Dotted line : opening stage of valve



Socla can accept no responsibility for possible errors in catalogue, brochures and other printed material. Socla reserve the right to alter its products without notice. This also applies to products already agreed. All trademarks in this material are the property of the respective companies. All right reserved.

Socla SAS

365 rue du lieutenant Putier
71530 VIREY LE GRAND
Postal address : BP 10273
71107 CHALON SUR SAONE Cedex

Tel : 33 3 85 97 42 52
Fax : 33 3 85 97 97 42
<http://www.socla.com>
e-mail: commerfr@socla.com