

# 437

Membrane non-return valve  
M System

## Technical Data Sheet



## Description

This valve is designed for installations that generate significant water hammer. It is very reliable and quiet (no mechanical moving parts, anti-incrustation closing system and seat). Ideal for booster pumps, sprinkler systems, motor or electric pump units and compressed air circuits. On membrane check valves, the opening set by the elasticity and the thickness of the membrane is very progressive and can be obtained as a result of a few centimeters of W/C. Because of this, this check valve is particularly suitable for variable flow pumps and pulsatory operation

- Operates in any position
- Very silent
- Does not generate hammering
- Closing system : flexible membrane (thick elastomer disc) held in its center on a metal seat composed of a grid (flow equivalent to the nominal section)
- Sealing ensured by membrane's self-closing.



### 437

Membrane non-return valve - M system

DN	PN	PFA in bar	PS in bar				Cat.	Ref.	Weight Kg	
			L1	L2	G1	G2				
1 1/2	40	25/40	25	25	25	25	I	<b>149B2937</b>	7,2	
2	50	25/40	25	25	20	25	I	<b>149B2938</b>	9,1	
2 1/2	65	25/40	25	25	15	25	I	<b>149B2939</b>	10,8	
3	80	25/40	25	25	12	25	I	<b>149B2940</b>	16,0	
4	100	25/40	25	20	10	25	I	<b>149B2941</b>	25,0	
5	125	25/40	25	16	25	0,5	25	I	<b>149B2942</b>	30,0
6	150	25/40	25	13	25	0,5	23	I	<b>149B2943</b>	44,0

#### Important notice :

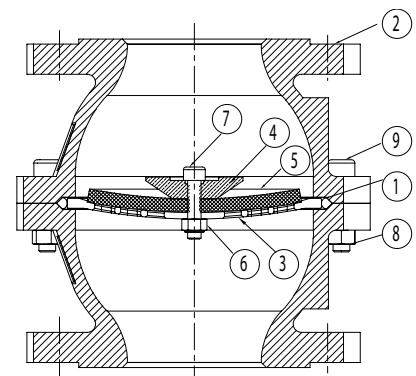
The indicated pressure for the different categories of fluids (L1/L2/G1/G2) is under no condition a guarantee of use. Therefore, it is essential to validate the use of products under given operating conditions. The operating instructions are available on our website [www.socla.com](http://www.socla.com) or by requesting from our sales department.

#### Technical features

Operating temperature	-10 °C to 60 °C
Permissible operating pressure (PFA) in water	See table above
Maximum permissible pressure (PS) other mediums	See table above
Connection	Flanges drilled PN (see table)
Mediums	Water, clear liquids

#### Nomenclature and materials

N°	Description	Materials	
1	O-ring	EPDM	
2	Body	Cast iron / Epoxy EN-GJL-250	
3	Seat	Stainless steel	
4	Cup	DN 40 to 65	Stainless steel 430
		DN 80 to 200	Brass CW617N-DW
5	Membrane	EPDM	
6	Nut	Stainless steel 304	
7	Screw	Stainless steel 304	
8	Nut	Galvanised steel 304	
9	Screw	Stainless steel 304	



## Approvals



**International construction Standards :**  
Directive 2014/68/UE  
Flange drilling according to EN 1092-2

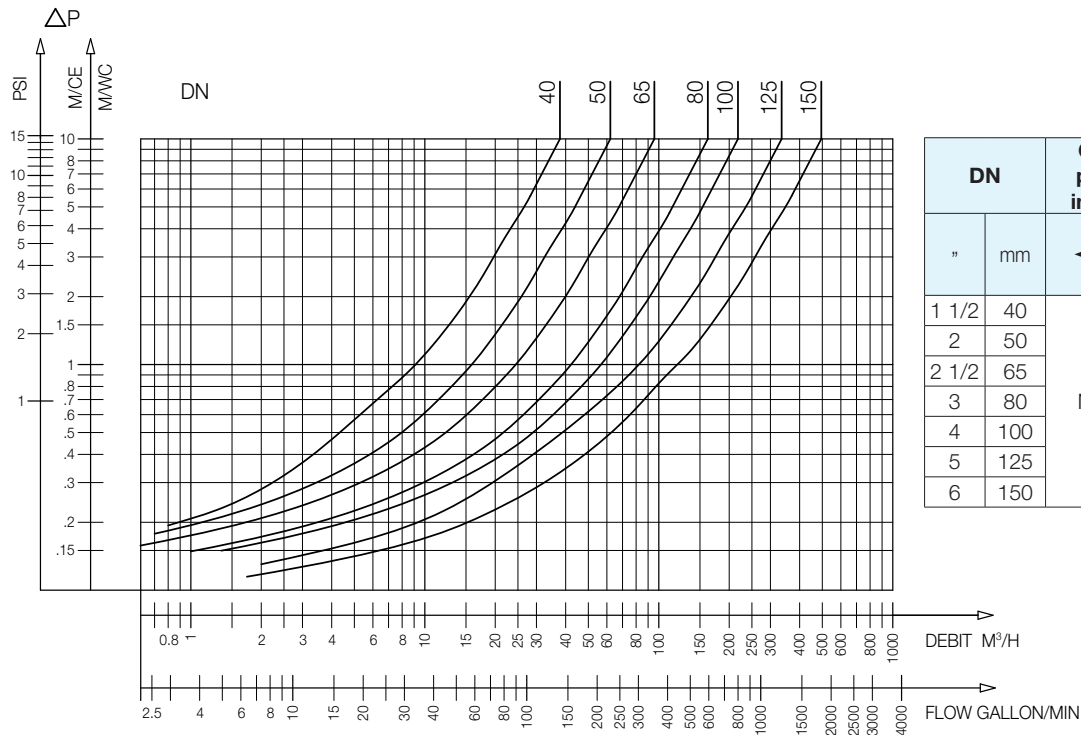
## Application

Water network. Variable flow pump.

## Operation

**Direction for use :**

- Solid line: Valve completely open

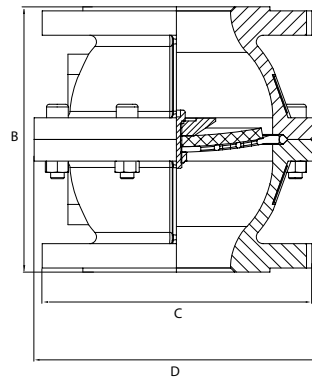


DN		Opening pressure in mm/CE	Kv	ζ
"	mm		m³/H	
1 1/2	40	Near to 0	37,8	2,86
2	50		61,15	2,67
2 1/2	65		95,3	3,14
3	80		162	2,49
4	100		218,7	3,34
5	125		335,3	3,47
6	150		495	3,3

437 - Headloss chart

## Sizing

DN		B	C	D
"	mm	mm	mm	mm
1 1/2	40	148	150	140
2	50	158	165	160
2 1/2	65	176	185	170
3	80	196	200	212
4	100	331	235	245
5	125	329	270	274
6	150	395	300	341



437

The descriptions and photographs contained in this product specification sheet are supplied by way of information only and are not binding.

Socla reserves the right to carry out any technical and design improvements to its products without prior notice. Warranty : All sales and contracts for sale are expressly conditioned on the buyer's assent to Socla terms and conditions found on its website at [www.socla.com](http://www.socla.com). Socla hereby objects to any term, different from or additional to Socla terms, contained in any buyer communication in any form, unless agreed to in a writing signed by an officer of Socla.



**A WATTS Brand**

**Socla sas**

365 rue du Lieutenant Putier • 71530 Virey-Le-Grand • France

Tel. +33 03 85 97 42 00 • Fax +33 03 85 97 42 42

[contact@wattswater.com](mailto:contact@wattswater.com) • [www.socla.com](http://www.socla.com)

ISO 9001 version 2015 / ISO 18001