

## Technical data sheet

# Type 405L

## Non return valve

### System 05

### Applications and special features



- The head loss is very low as the plate folds away completely.
- Unrestricted passage out through the valve means that it can be used for all kinds of water including waste and sewage.
- All parts in metal are coated, so there is no risk of corrosion. Inspection cover for ease of dismantling.
- On request : with a drain plug.

### Technical description

#### Important notice:

The indicated pressure for the different categories of fluids (L1/L2/G1/G2) is under no condition a guarantee of use. Therefore, it is essential to validate the use of products under given operating conditions.

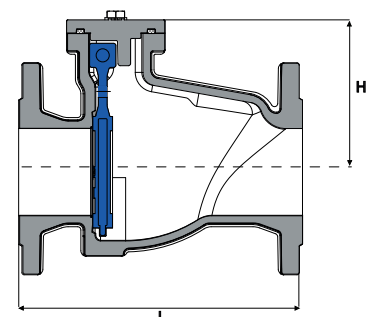
DN mm	PN	PFA bar	PS - bar				Cat.	References	Vvs-nr
			L1	L2	G1	G2			
40	10/16	16	16	16	0,5	16	3.3	149B 3459	
50	10/16	16	16	16	0,5	16	3.3	149B 3460	
60/65	10/16	16	16	16	0,5	15	3.3	149B 3772	
80	10/16	16	16	16	0,5	12	3.3	149B 3773	
100	10/16	16	16	16	0,5	10	3.3	149B 3774	
125	10/16	16	16	16	0,5	8	3.3	149B 3775	
150	10/16	16	13	16	0,5	6	3.3	149B 3776	

Option : drain plug

- **Connection** : flanges drilled PN : see table
- **Permissible operating pressure PFA - water-**  
(for supply, distribution and disposal of water) : See table
- **Maximum Permissible pressure PS - other mediums** : See table
- **θ :** Mini. -10 °C  
Maxi. 70 °C
- **Mediums** : waste water - clear water
- **Approval** : PED 2014/68/UE
- **International construction Standards** :  
CE Conformity Directive 2014/68/UE  
Flange drilling according to EN 1092-2  
Overall dimensions according to EN558-1 serial 48

### Overall dimensions

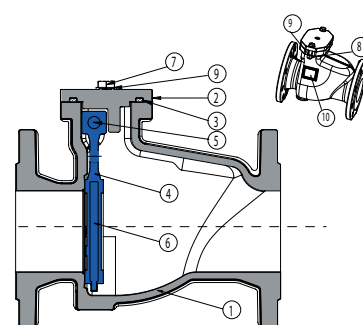
DN	L	H	Weight
mm	mm	mm	kg
40	180	89	6
50	200	95,5	7,5
60/65	240	122,5	11
80	260	139,5	15
100	300	154,5	21
125	350	162	30
150	400	179	39



## Technical data sheet Type 405L - Non return valve

### Spare parts list and materials

Nb	Description	Materials	EURO	ANSI
1	CASING	Cast iron/Epoxy in/out	EN-GJL-250	ASTM A 48 35 B
2	COVER	Cast iron/Epoxy	EN-GJL-250	ASTM A 48 35 B
3	SEAL	NBR		
4	VULCANISED SEAL	NBR		
5	STEM	Brass	CuZn39Pb3	
6	PLATE	Ductile iron/NBR		
7	SCREW	Stainless steel	GX5CrNi19-10	AISI 304
8	NUT	Stainless steel	GX5CrNi19-10	AISI 304
9	WASHER	Stainless steel	GX5CrNi19-10	AISI 304
10	PLATE	Aluminium		



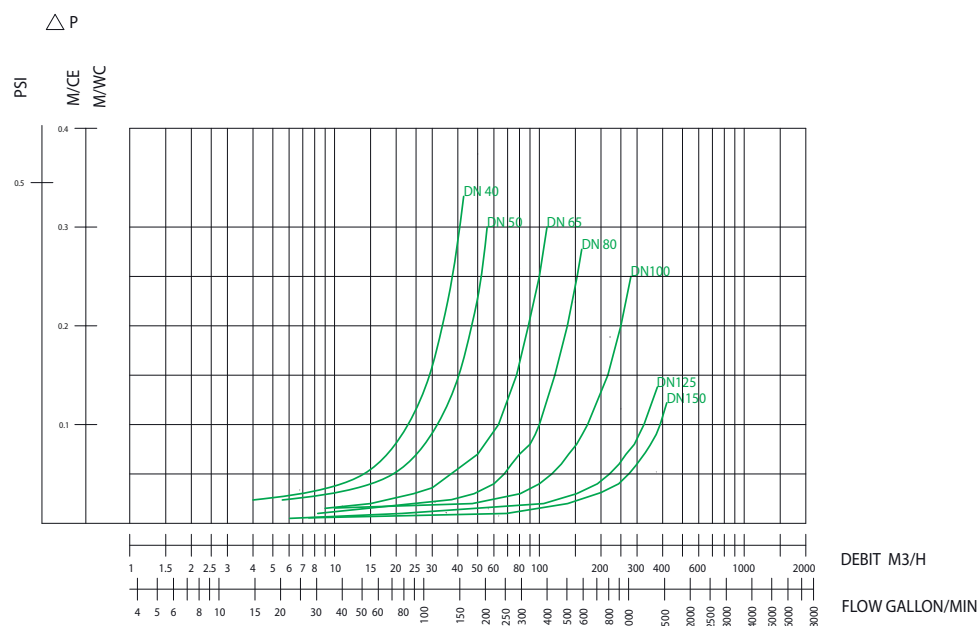
### Working principle

DN	Opening pressure in mm/WC	Kv	$\zeta$
mm		m <sup>3</sup> /H	
40	Near 0	70	
50		126	
60/65		182	
80		310	
100		530	
125		996	
150		1224	

Working position : horizontal with inspection cover upside, or vertical ascending

### Directions for use :

- Solid line : Valve completely open



Socla can accept no responsibility for possible errors in catalogue, brochures and other printed material. Socla reserve the right to alter its products without notice. This also applies to products already agreed. All trademarks in this material are the property of the respective companies. All right reserved.

### Socla SAS

365 rue du lieutenant Putier  
71530 VIREY LE GRAND  
Postal address : CS 10273  
71107 CHALON SUR SAONE Cedex

Tel : 33 3 85 97 42 42  
Fax : 33 3 85 97 97 42  
<http://www.socla.com>  
e-mail: [contact@wattswater.com](mailto:contact@wattswater.com)