

290P

Non-return valve

TJO System

Technical Data Sheet



Description

This non-return foot valve is designed for clear water pumping systems with substantial flow, requiring large valves for supply systems. It guarantees excellent hydraulic performance.

- Operation in any position
- Reliable, robust, simple
- Minimum head loss
- Closing system : tripod formation with hydraulic profile with release spring
- Sealing ensured by a pliable O-ring on a rigid seat
- Long axial guiding
- FKM seal



290P

Non-return valve - TJO system

DN	PFA in bar	PS in bar				Cat.	Ref.	Weight Kg
		L1	L2	G1	G2			
3/8 12	10	10	10	10	10	4.3	149B1129	0,012
1/2 15	10	10	10	10	10	4.3	149B14066	0,020
3/4 20	10	10	10	10	10	4.3	149B1502	0,032

Important notice :

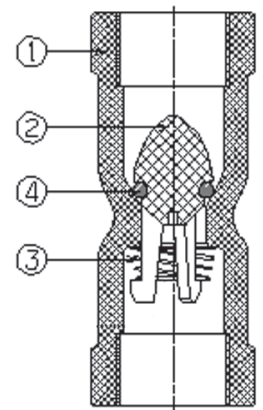
The indicated pressure for the different categories of fluids (L1/L2/G1/G2) is under no condition a guarantee of use. Therefore, it is essential to validate the use of products under given operating conditions. The operating instructions are available on our website www.socla.com or by simple request from our sales department.

Technical features

Operating temperature	-10 °C to 80 °C
Permissible operating pressure (PFA) in water	See table above
Maximum permissible pressure (PS) other mediums	See table above
Connection	Female / female, BSP
Mediums	Clear liquids, gas

Nomenclature and materials

N°	Designation	Materials	EURO	ANSI
1	Body	PP (polypropylene)		
2	Closing system	PP (polypropylene)		
3	Spring	Stainless steel	X10CrNi18-8	AISI 302
4	Seal	FKM		





International construction Standards :

Directive 2014/68/UE

Thread connection NFE 03-005 ISO228

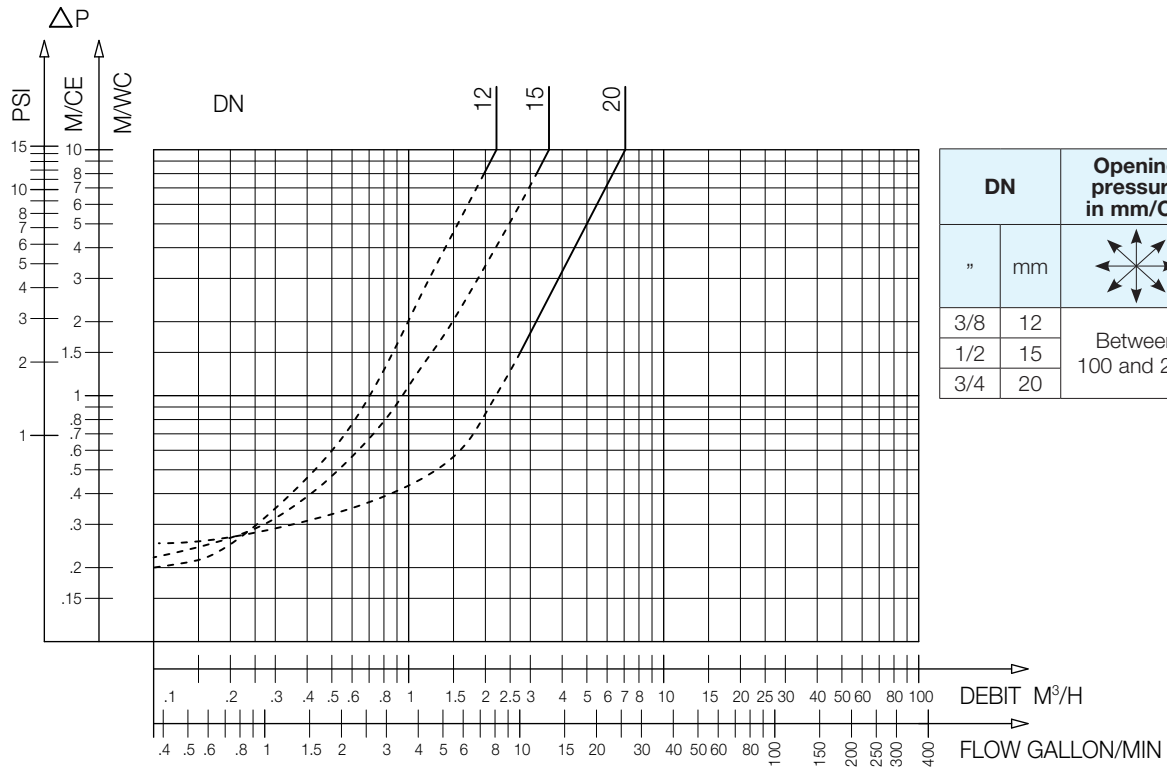
Application

Industry, chemical applications, food industries.

Operation

Direction for use :

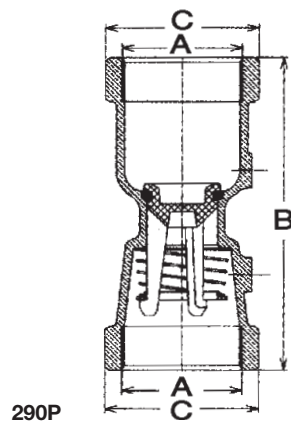
- Solid line: Valve completely open
- Dotted line: opening stage of valve



290 P - Headloss chart

Sizing

A		B	C
"	mm	mm	mm
3/8	12/17	54	23
1/2	15/21	66	28
3/4	20/27	80	34



The descriptions and photographs contained in this product specification sheet are supplied by way of information only and are not binding.

Socla reserves the right to carry out any technical and design improvements to its products without prior notice. Warranty : All sales and contracts for sale are expressly conditioned on the buyer's assent to Socla terms and conditions found on its website at www.socla.com. Socla hereby objects to any term, different from or additional to Socla terms, contained in any buyer communication in any form, unless agreed to in a writing signed by an officer of Socla.



A WATTS Brand

Socla sas

365 rue du Lieutenant Putier • 71530 Virey-Le-Grand • France

Tel. +33 03 85 97 42 00 • Fax +33 03 85 97 42 42

contact@wattswater.com • www.socla.com

ISO 9001 version 2015 / ISO 18001